

BF UTILITIES

BFUL/NSE/BSE/

October 16, 2017

The Secretary,
National Stock Exchange of India Ltd.
Exchange Plaza, Bandra-Kurla Complex
Bandra (E)
Mumbai 400 051
Symbol : BFUTILITIE

Dept. of Corporate Services
BSE Ltd.
Phiroze Jeejeebhoy Towers,
Dalal Street,
Mumbai 400 001.
Scrip Code - 532430


Dear Sir,

Re :- Regulation 31 of SEBI (Listing Obligations and Disclosure Requirements) Regulations, 2015 – Shareholding pattern as on 30th September, 2017

As required under Regulation 31 of SEBI (Listing Obligations and Disclosure Requirements) Regulations, 2015 we are sending herewith shareholding pattern of the company in the prescribed format for the quarter ended 30th September, 2017.

Thanking you,

Yours faithfully,
For BF Utilities Limited



B. S. Mitkari
Company Secretary

Encls :- As above.



KALYANI
GROUP COMPANY

Correspondence Address:
Cyber City, Tower 15, Level 6, Office 602,
Magarpatta City, Hadapsar, Pune 411013.
Phone: +91-20-6629 2550/26

CIN:L40108PN2000PLC015323

BF UTILITIES LIMITED, MUNDHWA, PUNE CANTONMENT, PUNE 411 036, MAHARASHTRA, INDIA

Phone : +91-20-26822552, 26702777 Fax : +91-20-26823061

Email : bfutilitiesltd@vsnl.net Website : www.bfutilities.com


BF UTILITIES

Shareholding Pattern under Regulation 31 of SEBI (Listing Obligations and Disclosure Requirements) Regulations, 2015


1.	Name of Listed Entity: BF Utilities Limited
2.	Scrip Code/Name of Scrip/Class of Security: 532430
3.	Share Holding Pattern Filed under: Reg. 31(1)(a)/Reg. 31(1)(b)/Reg.31(1)(c)
	a. If under 31(1)(b) then indicate the report for Quarter ending : 30th September, 2017
	b. If under 31(1)(c) then indicate date of allotment/extinguishment
4.	Declaration: The Listed entity is required to submit the following declaration to the extent of submission of information:-

Particulars	Yes*	No*
1 Whether the Listed Entity has issued any partly paid up shares?		No
2 Whether the Listed Entity has issued any Convertible Securities or Warrants?		No
3 Whether the Listed Entity has any shares against which depository receipts are issued?		No
4 Whether the Listed Entity has any shares in locked-in?		No
5 Whether any shares held by promoters are pledge or otherwise encumbered?		No

* If the Listed Entity selects the option 'No' for the questions above, the columns for the partly paid up shares, Outstanding Convertible Securities/Warrants, depository receipts, locked-in shares, No of shares pledged or otherwise encumbered by promoters, as applicable, shall not be displayed at the time of dissemination on the Stock Exchange website. Also wherever there is 'No' declared by Listed Entity in above table the values will be considered as 'Zero' by default on submission of the format of holding of specified securities.



BF UTILITIES



BF Utilities Limited


Table I - Summary Statement holding of specified securities

Category	(i) Category of shareholder	(ii)	(iii) Nos. of share holder shares	(iv) No. of fully paid up equity shares held	(v) Partly paid-up equity shares held	(vi) No. of shares underlying Depository Receipts	(vii) = Total nos. shares held	(viii) As a % of total shares (calculated as per SCRR, 1957)	Number of Voting Rights held in each class of securities			No. of Shares Underlying Outstanding convertible securities (including Warrants)	Shareholding, as a % assuming full conversion of convertible securities as a percentage of diluted share capital	Number of Locked in shares		Shares pledged or otherwise encumbered		(xiv) Number of equity shares held in dematerialised form			
									Class eg: X	Class eg: Y	Total			(ix) Total	(x) Total	(xi) =	(xii) No. Shares held (a)		(xiii) As a % of total Shares held (b)	(a)	(b)
(A)	Promoter & Promoter Group		23	21081215	0	0	21081215	55.9664	21081215	0	21081215	55.9664	0	0.0000	0	0	0	21081207			
(B)	Public		49525	16586413	0	0	16586413	44.0336	16586413	0	16586413	44.0336	0	0.0000	0	0	0	14293945			
(C)	Non Promoter - Non Public				0	0				0			0	0.0000							
(C1)	Shares Underlying DRS		0	0	0	0	0	0.0000	0	0	0	0.0000	0	0.0000	0	0	0	0			
(C2)	Shares Held By Employee Trust		0	0	0	0	0	0.0000	0	0	0	0.0000	0	0.0000	0	0	0	0			
	Total		49548	37667628	0	0	37667628	100.0000	37667628	0	37667628	100.0000	0	0.0000	0	0	0	35375152			


BF UTILITIES

BF Utilities Limited
Table II - Statement showing shareholding pattern of the Promoter and Promoter Group

Category & Name of the shareholders	PAN	(i)	(ii)	(iii)	(iv)	(v)	(vi)	(vii)	Number of Voting Rights held in each class of securities		(ix)	(x)	(xi) = (vii)+(x) As a % of (A+B+C2)	Number of Shares		(xiv)		
									Shareholding % calculated as per SCRR, 1957 As a % of (A+B+C2)	(viii) As a % of (iv)+(v)+(vi)				Class eg: X	Total		Locked in shares	pledged or otherwise
1 Indian																		
(a) Individuals / Hindu Undivided Family																		
Gaurishankar Neelkanth Kalyani	ABAPK7885J	1	103033	0	0	0	0	0	0	0	0	0	0	0	0	0	0	103025
Amit Babasaheb Kalyani	ABAPK7869A	1	63779	0	0	0	0	0	0	0	0	0	0	0	0	0	0	63779
Babasaheb Neelkanth Kalyani	ABIPK5782A	1	28270	0	0	0	0	0	0	0	0	0	0	0	0	0	0	28270
Rohini Gaurishankar Kalyani	ABGPK1583K	1	7204	0	0	0	0	0	0	0	0	0	0	0	0	0	0	7204
Dr. Meera Kheny	AFJPK6538F	1	2000	0	0	0	0	0	0	0	0	0	0	0	0	0	0	2000
Ashok Kumar Kheny	AFUPK7508Q	1	700	0	0	0	0	0	0	0	0	0	0	0	0	0	0	700
Sugandha Jai Hiremath	AAACP8169D	1	672	0	0	0	0	0	0	0	0	0	0	0	0	0	0	672
Sulochana Neelkanth Kalyani	ABAPK7872P	1	400	0	0	0	0	0	0	0	0	0	0	0	0	0	0	400
Central Government / State Government(s)																		
Financial Institutions / Banks																		
(c) Any Other (Specify)																		
Bodies Corporate																		
Ajinkya Investment And Trading Company	AAACA5459K	2	20978182	0	0	0	0	0	0	0	0	0	0	0	0	0	0	0
Kalyani Investment Company Limited	AADC8222C	1	6195046	0	0	0	0	0	0	0	0	0	0	0	0	0	0	6195046
Ksl Holdings Private Limited	AABCK8510H	1	4353472	0	0	0	0	0	0	0	0	0	0	0	0	0	0	4353472
Pih Finvest Company Limited	AAACP6085F	1	1424885	0	0	0	0	0	0	0	0	0	0	0	0	0	0	1424885
Bf Investment Limited	AADC87682H	1	1187903	0	0	0	0	0	0	0	0	0	0	0	0	0	0	1187903
Jannhavi Investment Private Limited	AAACJ4428N	1	458514	0	0	0	0	0	0	0	0	0	0	0	0	0	0	458514
Sundaram Trading And Investment Pvt Ltd	AAACS6027N	1	211103	0	0	0	0	0	0	0	0	0	0	0	0	0	0	211103
Rajgad Trading Company Pvt. Ltd.	AAACR8546F	1	151674	0	0	0	0	0	0	0	0	0	0	0	0	0	0	151674
Kalyani Consultants Pvt. Ltd.	AAACK7314C	1	149500	0	0	0	0	0	0	0	0	0	0	0	0	0	0	149500
Dandakaranya Investment And Trading Pvt.Ltd.	AAACD7367E	1	93700	0	0	0	0	0	0	0	0	0	0	0	0	0	0	93700
Campania Investment & Finance Pvt. Ltd	AAAC7261L	1	56189	0	0	0	0	0	0	0	0	0	0	0	0	0	0	56189
Cornflower Investment & Finance Pvt Ltd	AAACC7259A	1	39600	0	0	0	0	0	0	0	0	0	0	0	0	0	0	39600
Hastinapur Investment & Trading Pvt Ltd	AAACH5159G	1	4567	0	0	0	0	0	0	0	0	0	0	0	0	0	0	4567
Dronacharya Investment & Trading Pvt.Ltd	AAACD7369L	1	3143	0	0	0	0	0	0	0	0	0	0	0	0	0	0	3143
Sub Total (A)(1)		23	21081215	0	0	0	0	0	0	0	0	0	0	0	0	0	0	21081207



BF UTILITIES



BF Utilities Limited																		
Table II - Statement showing shareholding pattern of the Promoter and Promoter Group																		
Category & Name of the shareholders	PAN	(I)	(II)	(III)	(IV)	(V)	(VI)	(VII) = (IV)+(V)+(VI)	Shareholding calculated as per SCRR, 1957 As a % of (A+B+C2)	Number of Voting Rights held in each class of securities		No. of Shares Underlying Outstanding convertible securities (including Warrants)	Shareholding, as a % assuming full conversion of convertible securities as a percentage of diluted share capital	Number of Shares Locked in shares		Number of Shares pledged or otherwise	Number of equity shares held in dematerialised form	
										No. of fully paid up equity shares held	Partly paid-up equity shares held			No. of shares underlying Depository Receipts	Total nos. shares held			Class eg: X
2 Foreign Individuals (Non-Resident Individuals / Foreign Individuals)					0	0	0	0	0.0000	0	0	0	0.0000	0	0	0	0	0
(a) Government					0	0	0	0	0.0000	0	0	0	0.0000	0	0	0	0	0
(b) Institutions					0	0	0	0	0.0000	0	0	0	0.0000	0	0	0	0	0
(c) Foreign Portfolio Investor					0	0	0	0	0.0000	0	0	0	0.0000	0	0	0	0	0
(d) Any Other (Specify)					0	0	0	0	0.0000	0	0	0	0.0000	0	0	0	0	0
(e) Sub Total (A)(2)					0	0	0	0	0.0000	0	0	0	0.0000	0	0	0	0	0
Total Shareholding Of Promoter And Promoter Group (A) = (A)(1)+(A)(2)				23	21081215	0	0	21081215	55.9664	21081215	0	21081215	55.9664	0	0.0000	0	0.0000	21081207

Details of Shares which remain unclaimed may be given hear along with details such as number of shareholders, outstanding shares held in demat/unclaimed suspense account, voting rights which are frozen etc.

Not

(1) PAN would not be displayed on website of Stock Exchange(s)

(2) The term 'Encumbrance' has the same meaning as assigned under regulation 28(3) of SEBI (Substantial Acquisition of Shares and Takeovers) Regulations, 2011.

BF UTILITIES



BF Utilities Limited
Table III - Statement showing shareholding pattern of the Public shareholder

Category & Name of the shareholders	PAN	(i)	(ii)	(iii)	(iv)	(v)	(vi)	(vii) = (iv)+(v)+(vi)	Shareholding % calculated as per SCRR, 1957 As a % of (A+B+C2)	Number of Voting Rights held in each class of securities			No. of Shares Underlying Outstanding convertible securities (including Warrants)	Shareholding, as a % assuming full conversion of convertible securities as a percentage of diluted share capital	Number of Locked in shares		Shareholding, as a % assuming full conversion of convertible securities as a percentage of diluted share capital	Number of Shares pledged or otherwise encumbered						
										Nos. of shareholders	No. of fully paid up equity shares held	Partly paid-up equity shares held			No. of shares underlying Depository Receipts	No of Voting Rights			No. (a)	No. (b)	As a % of total Shares held (a+b)	No. (a)	No. (b)	
																Class eg: X		Class eg: Y						Total
1 Institutions																								
(a) Mutual Fund		6	1709	0	0	1709	0.0045	1709	0.0045	0	0	0	0	0.0045	0	0	0	0	0					
(b) Venture Capital Funds		0	0	0	0	0	0.0000	0	0.0000	0	0	0	0	0.0000	0	0	0	0	0					
(c) Alternate Investment Funds		0	0	0	0	0	0.0000	0	0.0000	0	0	0	0	0.0000	0	0	0	0	0					
(d) Foreign Venture Capital Investors		0	0	0	0	0	0.0000	0	0.0000	0	0	0	0	0.0000	0	0	0	0	0					
(e) Foreign Portfolio Investor		11	292744	0	0	292744	0.7772	292744	0.7772	0	0	0	0	0.7772	0	0	0	0	0					
(f) Financial Institutions / Banks		17	138813	0	0	138813	0.3685	138813	0.3685	0	0	0	0	0.3685	0	0	0	0	0					
(g) Insurance Companies		1	31549	0	0	31549	0.0838	31549	0.0838	0	0	0	0	0.0838	0	0	0	0	0					
(h) Provident Funds/ Pension Funds		0	0	0	0	0	0.0000	0	0.0000	0	0	0	0	0.0000	0	0	0	0	0					
(i) Any Other (Specify)		0	0	0	0	0	0.0000	0	0.0000	0	0	0	0	0.0000	0	0	0	0	0					
(i) Sub Total (B)(1)		35	464815	0	0	464815	1.2340	464815	1.2340	0	0	0	0	1.2340	0	0	0	0	0					
2 Central Government/ State Government(s)/ President of India																								
Sub Total (B)(2)		0	0	0	0	0	0.0000	0	0.0000	0	0	0	0	0.0000	0	0	0	0	0					
3 Non-Institutions																								
(a) Individuals																								
i. Individual shareholders holding nominal share capital up to Rs. 2 lakhs.		46240	8621558	0	0	8621558	22.8885	8621558	22.8885	0	0	0	0	22.8885	0	0	0	0	0					
ii. Individual shareholders holding nominal share capital in excess of Rs. 2 lakhs. [NBFCs registered with RBI]		12	968294	0	0	968294	2.5706	968294	2.5706	0	0	0	0	2.5706	0	0	0	0	0					
(c) Employee Trusts Overseas Depositories (holding DRs) (balancing figure)		0	0	0	0	0	0.0000	0	0.0000	0	0	0	0	0.0000	0	0	0	0	0					
(d)		0	0	0	0	0	0.0000	0	0.0000	0	0	0	0	0.0000	0	0	0	0	0					

BF UTILITIES

BF Utilities Limited
Table III - Statement showing shareholding pattern of the Public shareholder

Category & Name of the shareholders	(i)	(ii)	(iii)	(iv)	(v)	(vi)	(vii) = (iv)+(v)+(vi)	Shareholding % calculated as per SCRR, 1957 As a % of (A+B+C2)	Number of Voting Rights held in each class of securities			No. of Shares Underlying Outstanding convertible securities (including Warrants)	Shareholding, as a % assuming full conversion of convertible securities as a percentage of diluted share capital (XI) = (VII)+(X) As a % of (A+B+C2)	Number of Locked in shares		Number of Shares pledged or otherwise encumbered	Number of equity shares held in dematerialised form					
									Nos. of shareholders	No. of fully paid up shares held	Partly paid-up shares held			No. of shares underlying Depository Receipts	Total nos. shares held			Class eg: X	Class eg: Y	Total	No. (a)	As a % of total Shares held (b)
(e) Any Other (Specify)																						
Trusts			3238	6531746	0	0	6531746	17.3405	6531746	0	5531746	17.3405	0	0	0	NA	4946916					
Foreign Nationals			9	1770	0	0	1770	0.0047	1770	0	1770	0.0047	0	0	0	NA	1770					
Hindu Undivided Family			1	165	0	0	165	0.0004	165	0	165	0.0004	0	0	0	NA	165					
Non Resident Indians (Non Repat)			1533	744967	0	0	744967	1.9777	744967	0	744967	1.9777	0	0	0	NA	744967					
Non Resident Indians (Repat)			159	46637	0	0	46637	0.1238	46637	0	46637	0.1238	0	0	0	NA	43483					
Overseas Bodies Corporates			299	130991	0	0	130991	0.3478	130991	0	130991	0.3478	0	0	0	NA	129150					
Clearing Member			1	350	0	0	350	0.0009	350	0	350	0.0009	0	0	0	NA	350					
Bodies Corporate			440	555586	0	0	555586	1.4750	555586	0	555586	1.4750	0	0	0	NA	555586					
Krutadnya Management And Trading Services Lip			796	5051280	0	0	5051280	13.4101	5051280	0	5051280	13.4101	0	0	0	NA	3471445					
Sub Total (B)(3)			49490	16121598	0	0	16121598	42.7996	16121598	0	16121598	42.7996	0	0	0	NA	13831004					
Total Public Shareholding (B) = (B)(1)+(B)(2)+(B)(3)			49525	16586413	0	0	16586413	44.0336	16586413	0	16586413	44.0336	0	0	0	NA	14293945					

Details of the shareholders acting as persons in Concert including their Shareholding (No. and %):

No. of shareholders	No. of Shares

Details of Shares which remain unclaimed may be given hear along with details such as number of shareholders, outstanding shares held in demat/unclaimed suspense account, voting rights which are frozen etc.

Note :

- (1) PAN would not be displayed on website of Stock Exchange(s).
- (2) The above format needs to disclose name of all holders holding more than 1% of total number of shares
- (3) W.r.t. the information pertaining to Depository Receipts, the same may be disclosed in the respective columns to the extent information available and the balance to be disclosed as held by custodian.



BF UTILITIES

BF Utilities Limited

Table IV - Statement showing shareholding pattern of the Non Promoter- Non Public shareholder

Category & Name of the shareholders	PAN	Nos. of shareholders	No. of fully paid up equity shares held	Partly paid-up equity shares held	No. of shares underlying Depository Receipts	Total nos. shares held (VII) = (IV)+(V)+(VI)	Shareholding % calculated as per SCRR, 1957 As a % of (A+B+C2)	Number of Voting Rights held in each class of securities			No. of Shares Underlying Outstanding convertible securities (including Warrants)	Shareholding %, as assuming full conversion of convertible securities (as a % of (VII)+(X) As a % of (A+B+C2))	Number of Locked in shares		Number of Shares pledged or otherwise encumbered		Number of equity shares held in dematerialised form
								No of Voting Rights					As a % of total Shares held (a)	As a % of total Shares held (b)	As a % of total Shares held (b)	As a % of total Shares held (b)	
								Class eg: X	Class eg: Y	Total							
(I)	(II)	(III)	(IV)	(V)	(VI)	(VII)	(VIII) As a % of (A+B+C2)	(IX)	(X)	(XI)= (VII)+(X) As a % of (A+B+C2)	(XII)	(XIII)	(XIV)				
1	Custodian/DR Holder	0	0	0	0	0	0.00	0	0	0.00	0	0	0	0	0	0	0
	Employee Benefit Trust (under SEBI (Share based Employee Benefit) Regulations, 2014)	0	0	0	0	0	0.00	0	0	0.00	0	0	0	0	0	0	0
2	Total Non-Promoter- Non Public Shareholding (C)= (C1)+(C2)	0	0	0	0	0	0.00	0	0	0.00	0	0	0	0	0	0	0

No

(1) PAN would not be displayed on website of Stock Exchange(s).

(2) The above format needs to disclose name of all holders holding more than 1% of total number of shares

(3) W.r.t. the information pertaining to Depository Receipts, the same may be disclosed in the respective columns to the extent information available and the balance to be

