

# BF UTILITIES

BFUL/NSE/BSE/

April 19, 2018

The Secretary,  
National Stock Exchange of India Ltd.  
Exchange Plaza, Bandra-Kurla Complex  
Bandra (E)  
Mumbai 400 051  
Symbol : BFUTILITIE

Dept. of Corporate Services  
BSE Ltd.  
Phiroze Jeejeebhoy Towers,  
Dalal Street,  
Mumbai 400 001.  
Scrip Code - 532430

Dear Sir,

**Re :- Regulation 31 of SEBI (Listing Obligations and Disclosure Requirements) Regulations, 2015 – Shareholding pattern as on 31<sup>st</sup> March, 2018**

As required under Regulation 31 of SEBI (Listing Obligations and Disclosure Requirements) Regulations, 2015 we are sending herewith shareholding pattern of the company in the prescribed format for the quarter ended 31<sup>st</sup> March, 2018.

Thanking you,

Yours faithfully,  
For BF Utilities Limited



B. S .Mitkari  
Company Secretary

Encls :- As above.



KALYANI  
GROUP COMPANY

**Correspondence Address:**  
Cyber City, Tower 15, Level 6, Office 602,  
Magarpatta City, Hadapsar, Pune 411013.  
Phone: +91-20-6629 2550/26

CIN:L40108PN2000PLC015323


BF UTILITIES LIMITED, MUNDHWA, PUNE CANTONMENT, PUNE 411 036, MAHARASHTRA, INDIA  
Phone : +91-20- 26822552, 26702777 Fax : +91-20- 26823061  
Email: bfutilitiesltd@vsnl.net Website : www.bfutilities.com

**Shareholding Pattern under Regulation 31 of SEBI (Listing Obligations and Disclosure Requirements) Regulations, 2015**

1.	Name of Listed Entity: BF Utilities Limited
2.	Scrip Code/Name of Scrip/Class of Security: 532430
3.	Share Holding Pattern Filed under: Reg. 31(1)(a)/Reg. 31(1)(b)/Reg.31(1)(c)
	a. If under 31(1)(b) then indicate the report for Quarter ending : 31st March, 2018
	b. If under 31(1)(c) then indicate date of allotment/extinguishment
4.	Declaration: The Listed entity is required to submit the following declaration to the extent of submission of information:-

Particulars	Yes*	No*
1 Whether the Listed Entity has issued any partly paid up shares?		No
2 Whether the Listed Entity has issued any Convertible Securities or Warrants?		No
3 Whether the Listed Entity has any shares against which depository receipts are issued?		No
4 Whether the Listed Entity has any shares in locked-in?		No
5 Whether any shares held by promoters are pledge or otherwise encumbered?		No

\* If the Listed Entity selects the option 'No' for the questions above, the columns for the partly paid up shares, Outstanding Convertible Securities/Warrants, depository receipts, locked-in shares, No of shares pledged or otherwise encumbered by promoters, as applicable, shall not be displayed at the time of dissemination on the Stock Exchange website. Also wherever there is 'No' declared by Listed Entity in above table the values will be considered as 'Zero' by default on submission of the format of holding of specified securities.



**BF Utilities Limited**

**Table I - Summary Statement holding of specified securities**


Category	Category of shareholder	Nos. of shareholders	No. of fully paid up equity shares held	No. of Partly paid-up equity shares held	No. of shares underlying Depository Receipts	Total nos. shares held	Shareholding as a % of total no. of shares (calculated as per SCRR, 1957)	Number of Voting Rights held in each class of securities				No. of Shares Underlying Outstanding convertible securities (including Warrants)	Shareholding, as a % assuming full conversion of convertible securities (as a percentage of diluted share capital)	Number of Locked in shares		Number of Shares pledged or otherwise encumbered		Number of equity shares held in dematerialised form
								No of Voting Rights			Total as a % of (A+B+C)			No.	As a % of total Shares held(b)	No.	As a % of total Shares held(b)	
								Class eg: X	Class eg: y	Total								
(I)	(II)	(III)	(IV)	(V)	(VI)	(VII) = (IV)+(V)+(VI)	(VIII) As a % of (A+B+C2)	(IX)			(X)	(VII)+(X) As a % of (A+B+C2)	(XII)		(XIII)		(XIV)	
(A)	Promoter & Promoter Group	22	21085215	0	0	21085215	55.9770	21085215	0	21085215	55.9770	0	55.9770	0	0.0000	0	0.0000	21085207
(B)	Public	44723	16582413	0	0	16582413	44.0230	16582413	0	16582413	44.0230	0	44.0230	0	0.0000	NA	NA	14300507
(C)	Non Promoter - Non Public				0				0			0		0.0000	NA	NA		
(C1)	Shares Underlying DRs	0	0	0	0	0	0.0000	0	0	0	0.0000	0	0.0000	0	0.0000	NA	NA	0
(C2)	Shares Held By Employee Trust	0	0	0	0	0	0.0000	0	0	0	0.0000	0	0.0000	0	0.0000	NA	NA	0
	<b>Total</b>	<b>44745</b>	<b>37667628</b>	<b>0</b>	<b>0</b>	<b>37667628</b>	<b>100.0000</b>	<b>37667628</b>	<b>0</b>	<b>37667628</b>	<b>100.0000</b>	<b>0</b>	<b>100.0000</b>	<b>0</b>	<b>0.0000</b>	<b>0</b>	<b>0.0000</b>	<b>35385714</b>



**BF Utilities Limited**

**Table II - Statement showing shareholding pattern of the Promoter and Promoter Group**

Category & Name of the shareholders	PAN	Nos. of share holders	No. of fully paid up equity shares held	Partly paid-up equity shares held	No. of shares underlying Depository Receipts	Total nos. shares held	Shareholding % calculated as per SCRR, 1957 As a % of (A+B+C2)	Number of Voting Rights held in each class of securities			No. of Shares Underlying Outstanding convertible securities (including Warrants)	Shareholding, as a % assuming full conversion of convertible securities (as a percentage of diluted share capital)	Number of Locked in shares		Number of Shares pledged or otherwise encumbered		Number of equity shares held in dematerialised form	
								No of Voting Rights		Total as a % of (A+B+C)			No.	As a % of total Shares held(b)	No.	As a % of total Shares held(b)		
								Class eg: X	Class eg: y									(a)
(I)	(II)	(III)	(IV)	(V)	(VI)	(VII) = (IV)+(V)+(VI)	(VIII) As a % of (A+B+C2)	(IX)			(X)	(XI) = (VII)+(X) As a % of (A+B+C2)	(XII)		(XIII)		(XIV)	
<b>1 Indian</b>																		
<b>(a) Individuals / Hindu Undivided Family</b>		<b>8</b>	<b>78763</b>	<b>0</b>	<b>0</b>	<b>78763</b>	<b>0.2091</b>	<b>78763</b>	<b>0</b>	<b>78763</b>	<b>0.2091</b>	<b>0</b>	<b>0.2091</b>	<b>0</b>	<b>0.0000</b>	<b>0</b>	<b>0.0000</b>	<b>78755</b>
Gaurishankar Neelkanth Kalyani	ABAPK7885J	1	63779	0	0	63779	0.1693	63779	0	63779	0.1693	0	0.1693	0	0.0000	0	0.0000	63779
Babasaheb Neelkanth Kalyani	ABIPK5782A	1	7204	0	0	7204	0.0191	7204	0	7204	0.0191	0	0.0191	0	0.0000	0	0.0000	7204
Sunita Babasaheb Kalyani	AEXPK3897G	1	4000	0	0	4000	0.0106	4000	0	4000	0.0106	0	0.0106	0	0.0000	0	0.0000	4000
Rohini Gaurishankar Kalyani	ABGPK1583K	1	2000	0	0	2000	0.0053	2000	0	2000	0.0053	0	0.0053	0	0.0000	0	0.0000	2000
Dr. Meera Kheny	AFJPK6538F	1	700	0	0	700	0.0019	700	0	700	0.0019	0	0.0019	0	0.0000	0	0.0000	700
Ashok Kumar Kheny	AFUPK7508Q	1	672	0	0	672	0.0018	672	0	672	0.0018	0	0.0018	0	0.0000	0	0.0000	672
Sugandha Jai Hiremath	AACPH8169D	1	400	0	0	400	0.0011	400	0	400	0.0011	0	0.0011	0	0.0000	0	0.0000	400
Sulochana Neelkanth Kalyani	ABAPK7872P	1	8	0	0	8	0.0000	8	0	8	0.0000	0	0.0000	0	0.0000	0	0.0000	0
<b>(b) Central Government / State Government(s)</b>		<b>0</b>	<b>0</b>	<b>0</b>	<b>0</b>	<b>0</b>	<b>0.0000</b>	<b>0</b>	<b>0</b>	<b>0</b>	<b>0.0000</b>	<b>0</b>	<b>0.0000</b>	<b>0</b>	<b>0.0000</b>	<b>0</b>	<b>0.0000</b>	<b>0</b>
<b>(c) Financial Institutions / Banks</b>		<b>0</b>	<b>0</b>	<b>0</b>	<b>0</b>	<b>0</b>	<b>0.0000</b>	<b>0</b>	<b>0</b>	<b>0</b>	<b>0.0000</b>	<b>0</b>	<b>0.0000</b>	<b>0</b>	<b>0.0000</b>	<b>0</b>	<b>0.0000</b>	<b>0</b>
<b>(d) Any Other (Specify)</b>		<b>14</b>	<b>21006452</b>	<b>0</b>	<b>0</b>	<b>21006452</b>	<b>55.7679</b>	<b>21006452</b>	<b>0</b>	<b>21006452</b>	<b>55.7679</b>	<b>0</b>	<b>55.7679</b>	<b>0</b>	<b>0.0000</b>	<b>0</b>	<b>0.0000</b>	<b>21006452</b>
<b>Bodies Corporate</b>		<b>14</b>	<b>21006452</b>	<b>0</b>	<b>0</b>	<b>21006452</b>	<b>55.7679</b>	<b>21006452</b>	<b>0</b>	<b>21006452</b>	<b>55.7679</b>	<b>0</b>	<b>55.7679</b>	<b>0</b>	<b>0.0000</b>	<b>0</b>	<b>0.0000</b>	<b>21006452</b>
Ajinkya Investment And Trading Company	AABCA5459K	1	6648886	0	0	6648886	17.6515	6648886	0	6648886	17.6515	0	17.6515	0	0.0000	0	0.0000	6648886
Kalyani Investment Company Limited	AADCK8222C	1	6195046	0	0	6195046	16.4466	6195046	0	6195046	16.4466	0	16.4466	0	0.0000	0	0.0000	6195046
Ksl Holdings Private Limited	AABCK8510H	1	4353472	0	0	4353472	11.5576	4353472	0	4353472	11.5576	0	11.5576	0	0.0000	0	0.0000	4353472
Pih Finvest Company Limited	AAACP6085F	1	1424885	0	0	1424885	3.7828	1424885	0	1424885	3.7828	0	3.7828	0	0.0000	0	0.0000	1424885
Bf Investment Limited	AADC87682H	1	1187903	0	0	1187903	3.1536	1187903	0	1187903	3.1536	0	3.1536	0	0.0000	0	0.0000	1187903
Jannhavi Investment Private Limited	AAACJ4428N	1	458514	0	0	458514	1.2173	458514	0	458514	1.2173	0	1.2173	0	0.0000	0	0.0000	458514
Sundaram Trading And Investment Pvt Ltd	AACCS6027N	1	239373	0	0	239373	0.6355	239373	0	239373	0.6355	0	0.6355	0	0.0000	0	0.0000	239373
Rajgad Trading Company Pvt.Ltd.	AAACR8546F	1	151674	0	0	151674	0.4027	151674	0	151674	0.4027	0	0.4027	0	0.0000	0	0.0000	151674
Kalyani Consultants Pvt.Ltd.	AAACK7314C	1	149500	0	0	149500	0.3969	149500	0	149500	0.3969	0	0.3969	0	0.0000	0	0.0000	149500
Dandakaranya Investment And Trading Pvt.Ltd.	AAACD7367E	1	93700	0	0	93700	0.2488	93700	0	93700	0.2488	0	0.2488	0	0.0000	0	0.0000	93700
Campanula Investment & Finance Pvt.Ltd	AAACC7261L	1	56189	0	0	56189	0.1492	56189	0	56189	0.1492	0	0.1492	0	0.0000	0	0.0000	56189
Cornflower Investment & Finance Pvt.Ltd	AAACC7259A	1	39600	0	0	39600	0.1051	39600	0	39600	0.1051	0	0.1051	0	0.0000	0	0.0000	39600
Hastinapur Investment & Trading Pvt.Ltd	AAACH5159G	1	4567	0	0	4567	0.0121	4567	0	4567	0.0121	0	0.0121	0	0.0000	0	0.0000	4567
Dronacharya Investment & Trading Pvt.Ltd	AAACD7369L	1	3143	0	0	3143	0.0083	3143	0	3143	0.0083	0	0.0083	0	0.0000	0	0.0000	3143
<b>Sub Total (A)(N)</b>		<b>22</b>	<b>21085215</b>	<b>0</b>	<b>0</b>	<b>21085215</b>	<b>55.9770</b>	<b>21085215</b>	<b>0</b>	<b>21085215</b>	<b>55.9770</b>	<b>0</b>	<b>55.9770</b>	<b>0</b>	<b>0.0000</b>	<b>0</b>	<b>0.0000</b>	<b>21085207</b>



**BF Utilities Limited**

**Table II - Statement showing shareholding pattern of the Promoter and Promoter Group**

Category & Name of the shareholders	PAN	Nos. of share holders	No. of fully paid up equity shares held	Partly paid-up equity shares held	No. of shares underlying Depository Receipts	Total nos. shares held	Shareholding % calculated as per SCRR, 1957 As a % of (A+B+C2)	Number of Voting Rights held in each class of securities			No. of Shares Underlying Outstanding convertible securities (including Warrants)	Shareholding, as a % assuming full conversion of convertible securities (as a percentage of diluted share capital)	Number of Locked in shares		Number of Shares pledged or otherwise encumbered		Number of equity shares held in dematerialised form	
								No of Voting Rights					Total as a % of (A+B+C)	No.	As a % of total Shares held(b)	No.		As a % of total Shares held(b)
								Class eg: X	Class eg: y	Total								
(I)	(II)	(III)	(IV)	(V)	(VI)	(VII) = (IV)+(V)+(VI)	(VIII) As a % of (A+B+C2)	(IX)			(X)	(XI) = (VII)+(X) As a % of (A+B+C2)	(XII)		(XIII)	(XIV)		
<b>2 Foreign</b>																		
(a) Individuals (Non-Resident Individuals / Foreign Individuals)		0	0	0	0	0	0.0000	0	0	0	0.0000	0	0.0000	0	0.0000	0	0.0000	0
(b) Government		0	0	0	0	0	0.0000	0	0	0	0.0000	0	0.0000	0	0.0000	0	0.0000	0
(c) Institutions		0	0	0	0	0	0.0000	0	0	0	0.0000	0	0.0000	0	0.0000	0	0.0000	0
(d) Foreign Portfolio Investor		0	0	0	0	0	0.0000	0	0	0	0.0000	0	0.0000	0	0.0000	0	0.0000	0
(e) Any Other (Specify)		0	0	0	0	0	0.0000	0	0	0	0.0000	0	0.0000	0	0.0000	0	0.0000	0
<b>Sub Total (A)(2)</b>		<b>0</b>	<b>0</b>	<b>0</b>	<b>0</b>	<b>0</b>	<b>0.0000</b>	<b>0</b>	<b>0</b>	<b>0</b>	<b>0.0000</b>	<b>0</b>	<b>0.0000</b>	<b>0</b>	<b>0.0000</b>	<b>0</b>	<b>0.0000</b>	<b>0</b>
<b>Total Shareholding Of Promoter And Promoter Group (A)= (A)(1)+(A)(2)</b>		<b>22</b>	<b>21085215</b>	<b>0</b>	<b>0</b>	<b>21085215</b>	<b>55.9770</b>	<b>21085215</b>	<b>0</b>	<b>21085215</b>	<b>55.9770</b>	<b>0</b>	<b>55.9770</b>	<b>0</b>	<b>0.0000</b>	<b>0</b>	<b>0.0000</b>	<b>21085207</b>

Details of Shares which remain unclaimed may be given hear along with details such as number of shareholders, outstanding shares held in demat/unclaimed suspense account, voting rights which are frozen etc.

Not

(1) PAN would not be displayed on website of Stock Exchange(s)


(2) The term 'Encumbrance' has the same meaning as assigned under regulation 28(3) of SEBI (Substantial Acquisition of Shares and Takeovers) Regulations, 2011.



**BF Utilities Limited**

**Table III - Statement showing shareholding pattern of the Public shareholder**

Category & Name of the shareholders	PAN	Nos. of share holders	No. of fully paid up equity shares held	Partly paid-up equity shares held	No. of shares underlying Depository Receipts	Total nos. shares held	Shareholding % calculated as per SCRR, 1957 As a % of (A+B+C2)	Number of Voting Rights held in each class of securities			No. of Shares Underlying Outstanding convertible securities (including Warrants)	Shareholding, as a % assuming full conversion of convertible securities ( as a percentage of diluted share capital)	Number of Locked in shares		Number of Shares pledged or otherwise encumbered		Number of equity shares held in dematerialised form	
								No of Voting Rights					Total as a % of (A+B+C)	No. (a)	As a % of total Shares held(b)	No. (a)		As a % of total Shares held(b)
								Class eg: X	Class eg: y	Total								
(I)	(II)	(III)	(IV)	(V)	(VI)	(VII) = (IV)+(V)+(VI)	(VIII) As a % of (A+B+C2)	(IX)			(X)	(XI) = (VII)+(X) As a % of (A+B+C2)	(XII)		(XIII)	(XIV)		
<b>1 Institutions</b>																		
(a) Mutual Fund		6	1709	0	0	1709	0.0045	1709	0	1709	0.0045	0	0.0045	0	0.0000	NA	NA	1539
(b) Venture Capital Funds		0	0	0	0	0	0.0000	0	0	0	0.0000	0	0.0000	0	0.0000	NA	NA	0
(c) Alternate Investment Funds		0	0	0	0	0	0.0000	0	0	0	0.0000	0	0.0000	0	0.0000	NA	NA	0
(d) Foreign Venture Capital Investors		0	0	0	0	0	0.0000	0	0	0	0.0000	0	0.0000	0	0.0000	NA	NA	0
(e) Foreign Portfolio Investor		15	352999	0	0	352999	0.9371	352999	0	352999	0.9371	0	0.9371	0	0.0000	NA	NA	352999
(f) Financial Institutions / Banks		16	115124	0	0	115124	0.3056	115124	0	115124	0.3056	0	0.3056	0	0.0000	NA	NA	113420
(g) Insurance Companies		1	31549	0	0	31549	0.0838	31549	0	31549	0.0838	0	0.0838	0	0.0000	NA	NA	31549
(h) Provident Funds/ Pension Funds		0	0	0	0	0	0.0000	0	0	0	0.0000	0	0.0000	0	0.0000	NA	NA	0
(i) Any Other (Specify)		0	0	0	0	0	0.0000	0	0	0	0.0000	0	0.0000	0	0.0000	NA	NA	0
<b>Sub Total (B)(1)</b>		<b>38</b>	<b>501381</b>	<b>0</b>	<b>0</b>	<b>501381</b>	<b>1.3311</b>	<b>501381</b>	<b>0</b>	<b>501381</b>	<b>1.3311</b>	<b>0</b>	<b>1.3311</b>	<b>0</b>	<b>0.0000</b>	<b>NA</b>	<b>NA</b>	<b>499507</b>
<b>2 Central Government/ State Government(s)/ President of India</b>																		
<b>Sub Total (B)(2)</b>		<b>0</b>	<b>0</b>	<b>0</b>	<b>0</b>	<b>0</b>	<b>0.0000</b>	<b>0</b>	<b>0</b>	<b>0</b>	<b>0.0000</b>	<b>0</b>	<b>0.0000</b>	<b>0</b>	<b>0.0000</b>	<b>NA</b>	<b>NA</b>	<b>0</b>
<b>3 Non-Institutions</b>																		
(a) Individuals			0	0										0		NA	NA	
i. Individual shareholders holding nominal share capital up to Rs. 2 lakhs.		41974	8218143	0	0	8218143	21.8175	8218143	0	8218143	21.8175	0	21.8175	0	0.0000	NA	NA	7522431
ii. Individual shareholders holding nominal share capital in excess of Rs. 2 lakhs.		12	1511958	0	0	1511958	4.0139	1511958	0	1511958	4.0139	0	4.0139	0	0.0000	NA	NA	1511958
(b) NBFCs registered with RBI		0	0	0	0	0	0.0000	0	0	0	0.0000	0	0.0000	0	0.0000	NA	NA	0
(c) Employee Trusts		0	0	0	0	0	0.0000	0	0	0	0.0000	0	0.0000	0	0.0000	NA	NA	0
(d) Overseas Depositories(holding DRs) (balancing figure)		0	0	0	0	0	0.0000	0	0	0	0.0000	0	0.0000	0	0.0000	NA	NA	0



**BF Utilities Limited**

**Table III - Statement showing shareholding pattern of the Public shareholder**

Category & Name of the shareholders	PAN	Nos. of shareholders	No. of fully paid up equity shares held	Partly paid-up equity shares held	No. of shares underlying Depository Receipts	Total nos. shares held	Shareholding % calculated as per SCRR, 1957 As a % of (A+B+C2)	Number of Voting Rights held in each class of securities			No. of Shares Underlying Outstanding convertible securities (including Warrants)	Shareholding, as a % assuming full conversion of convertible securities (as a percentage of diluted share capital)	Number of Locked in shares		Number of Shares pledged or otherwise encumbered		Number of equity shares held in dematerialised form	
								No of Voting Rights					Total as a % of (A+B+C)	No. (a)	As a % of total Shares held(b)	No. (a)		As a % of total Shares held(b)
								Class eg: X	Class eg: y	Total								
(I)	(II)	(III)	(IV)	(V)	(VI)	(VII) = (IV)+(V)+(VI)	(VIII) As a % of (A+B+C2)	(IX)			(X)	(XI) = (VII)+(X) As a % of (A+B+C2)	(XII)		(XIII)	(XIV)		
<b>(e) Any Other (Specify)</b>		<b>2699</b>	<b>6350931</b>	<b>0</b>	<b>0</b>	<b>6350931</b>	<b>16.8604</b>	<b>6350931</b>	<b>0</b>	<b>6350931</b>	<b>16.8604</b>	<b>0</b>	<b>16.8604</b>	<b>0</b>	<b>0.0000</b>	NA	NA	<b>4766611</b>
Trusts		9	1770	0	0	1770	0.0047	1770	0	1770	0.0047	0	0.0047	0	0.0000	NA	NA	1770
Foreign Nationals		1	165	0	0	165	0.0004	165	0	165	0.0004	0	0.0004	0	0.0000	NA	NA	165
Hindu Undivided Family		1421	675516	0	0	675516	1.7934	675516	0	675516	1.7934	0	1.7934	0	0.0000	NA	NA	675516
Non Resident Indians (Non Repat)		162	58256	0	0	58256	0.1547	58256	0	58256	0.1547	0	0.1547	0	0.0000	NA	NA	55102
Non Resident Indians (Repat)		248	152666	0	0	152666	0.4053	152666	0	152666	0.4053	0	0.4053	0	0.0000	NA	NA	150825
Overseas Bodies Corporates		1	350	0	0	350	0.0009	350	0	350	0.0009	0	0.0009	0	0.0000	NA	NA	350
Clearing Member		262	513939	0	0	513939	1.3644	513939	0	513939	1.3644	0	1.3644	0	0.0000	NA	NA	513939
Bodies Corporate		595	4948269	0	0	4948269	13.1367	4948269	0	4948269	13.1367	0	13.1367	0	0.0000	NA	NA	3368944
Krutadnya Management And Trading Services Llp	AANFK3728N	1	1568600	0	0	1568600	4.1643	1568600	0	1568600	4.1643	0	4.1643	0	0.0000	NA	NA	0
<b>Sub Total (B)(3)</b>		<b>44685</b>	<b>16081032</b>	<b>0</b>	<b>0</b>	<b>16081032</b>	<b>42.6919</b>	<b>16081032</b>	<b>0</b>	<b>16081032</b>	<b>42.6919</b>	<b>0</b>	<b>42.6919</b>	<b>0</b>	<b>0.0000</b>	NA	NA	<b>13801000</b>
<b>Total Public Shareholding (B)= (B)(1)+(B)(2)+(B)(3)</b>		<b>44723</b>	<b>16582413</b>	<b>0</b>	<b>0</b>	<b>16582413</b>	<b>44.0230</b>	<b>16582413</b>	<b>0</b>	<b>16582413</b>	<b>44.0230</b>	<b>0</b>	<b>44.0230</b>	<b>0</b>	<b>0.0000</b>	NA	NA	<b>14300507</b>

Details of the shareholders acting as persons in Concert including their Shareholding (No. and %):

No. of shareholders	No. of Shares


Details of Shares which remain unclaimed may be given hear along with details such as number of shareholders, outstanding shares held in demat/unclaimed suspense account, voting rights which are frozen etc.

Note :

(1) PAN would not be displayed on website of Stock Exchange(s).

(2) The above format needs to disclose name of all holders holding more than 1% of total number of shares

(3) W.r.t. the information pertaining to Depository Receipts, the same may be disclosed in the respective columns to the extent information available and the balance to be disclosed as held by custodian.



## BF Utilities Limited

### Table IV - Statement showing shareholding pattern of the Non Promoter- Non Public shareholder

Category & Name of the shareholders	PAN	Nos. of shareholders	No. of fully paid up equity shares held	Partly paid-up equity shares held	No. of shares underlying Depository Receipts	Total nos. shares held	Shareholding % calculated as per SCRR, 1957 As a % of (A+B+C2)	Number of Voting Rights held in each class of securities			No. of Shares Underlying Outstanding convertible securities (including Warrants)	Shareholding, as a % assuming full conversion of convertible securities (as a percentage of diluted share capital)	Number of Locked in shares		Number of Shares pledged or otherwise encumbered		Number of equity shares held in dematerialised form	
								No of Voting Rights					Total as a % of (A+B+C)	No. (a)	As a % of total Shares held (b)	No. (a)		As a % of total Shares held (b)
								Class eg: X	Class eg: y	Total								
(I)	(II)	(III)	(IV)	(V)	(VI)	(VII) = (IV)+(V)+(VI)	(VIII) As a % of (A+B+C2)	(IX)			(X)	(XI) = (VII)+(X) As a % of (A+B+C2)	(XII)		(XIII)		(XIV)	
1		0	0	0	0	0	0.0000	0	0	0	0.0000	0	0.0000	0	0.0000	NA	NA	0
2		0	0	0	0	0	0.0000	0	0	0	0.0000	0	0.0000	0	0.0000	NA	NA	0
<b>Total Non-Promoter- Non Public Shareholding (C)= (C)(1)+(C)(2)</b>		<b>0</b>	<b>0</b>	<b>0</b>	<b>0</b>	<b>0</b>	<b>0.0000</b>	<b>0</b>	<b>0</b>	<b>0</b>	<b>0.0000</b>	<b>0</b>	<b>0.0000</b>	<b>0</b>	<b>0.0000</b>	<b>NA</b>	<b>NA</b>	<b>0</b>

**Note :**

(1) PAN would not be displayed on website of Stock Exchange(s).

(2) The above format needs to disclose name of all holders holding more than 1% of total number of shares

(3) W.r.t. the information pertaining to Depository Receipts, the same may be disclosed in the respective columns to the extent information available and the balance to be disclosed as held by custodian.

