

# BF UTILITIES

CIN:L40108PN2000PLC015323

BFUL/NSE/BSE/

April 15 , 2019

The Secretary,  
National Stock Exchange of India Ltd.  
Exchange Plaza, Bandra-Kurla Complex  
Bandra (E)  
Mumbai 400 051  
Symbol : BFUTILITIE

Dept. of Corporate Services  
BSE Ltd.  
Phiroze Jeejeebhoy Towers,  
Dalal Street,  
Mumbai 400 001.  
Scrip Code - 532430


Dear Sir,

**Re :- Regulation 31 of SEBI (Listing Obligations and Disclosure Requirements) Regulations, 2015 – Shareholding pattern as on 31<sup>st</sup> March, 2019**

As required under Regulation 31 of SEBI (Listing Obligations and Disclosure Requirements) Regulations, 2015 we are sending herewith shareholding pattern of the company in the prescribed format for the quarter ended 31<sup>st</sup> March, 2019.

Thanking you,

Yours faithfully,  
For BF Utilities Limited



B. S. Mitkari  
Company Secretary

Encls :- As above.



**KALYANI**  
GROUP COMPANY

Correspondence Address:  
Cyber City, 1st Floor, Office G02,  
Magarpatta City, Pune 411013.  
Phone: +91-20-6629 2650/26

## BF Utilities Limited

### Shareholding Pattern under Regulation 31 of SEBI (Listing Obligations and Disclosure Requirements) Regulations, 2015

|    |   |
|----|---|
| 1. | Name of Listed Entity: <b>BF Utilities Limited</b>  |
| 2. | Scrip Code/Name of Scrip/Class of Security: <b>532430</b>   |
| 3. | Share Holding Pattern Filed under: Reg. 31(1)(a)/Reg. 31(1)(b)/Reg.31(1)(c)   |
|    | a. If under 31(1)(b) then indicate the report for Quarter ending : <b>31st March, 2019</b>                                  |
|    | b. If under 31(1)(c) then indicate date of allotment/extinguishment   |
| 4. | Declaration: The Listed entity is required to submit the following declaration to the extent of submission of information:- |

|   | Particulars  | Yes* | No* |
|---|--|------|-----|
| 1 | Whether the Listed Entity has issued any partly paid up shares?                        |      | No  |
| 2 | Whether the Listed Entity has issued any Convertible Securities or Warrants?           |      | No  |
| 3 | Whether the Listed Entity has any shares against which depository receipts are issued? |      | No  |
| 4 | Whether the Listed Entity has any shares in locked-in?                                 |      | No  |
| 5 | Whether any shares held by promoters are pledge or otherwise encumbered?               |      | No  |


\* If the Listed Entity selects the option 'No' for the questions above, the columns for the partly paid up shares, Outstanding Convertible Securities/Warrants, depository receipts, locked-in shares, No of shares pledged or otherwise encumbered by promoters, as applicable, shall not be displayed at the time of dissemination on the Stock Exchange website. Also wherever there is 'No' declared by Listed Entity in above table the values will be considered as 'Zero' by default on submission of the format of holding of specified securities.



**BF Utilities Limited**

**Table 1 - Summary Statement holding of specified securities**

| Category | Category of shareholder       | Nos. of shareholders | No. of fully paid up equity shares held | No. of Partly paid-up equity shares held | No. of shares underlying Depository Receipts | Total nos. shares held (VII) = (IV)+(V)+(VI) | Shareholding as a % of total no. of shares (calculate as per SCRR, 1957) | Number of Voting Rights held in each class of securities |                |                 | No. of Underlying Outstanding & convertible securities (including Warrants) | Shareholding as a % of convertible securities (as a percentage of diluted share capital) (XI) = (VII)+(X) | Number of Locked in shares |                                 | Number of Shares pledged or otherwise encumbered |                                 | Number of equity shares held in dematerialised form |
|----------|-------------------------------|----------------------|---|--|--|--|--|--|----------------|-----------------|---|---|----------------------------|---------------------------------|--|---------------------------------|---|
|          |                               |                      |   |  |  |  |  | No of Voting Rights                                      | Class eg: X, Y | Total           |   |   | No. (a)                    | As a % of total Shares held (b) | No. (a)  | As a % of total Shares held (b) |   |
|          |                               |                      |   |  |  |  |  |  |                |                 |   |   |                            |                                 |  |                                 |   |
| (A)      | Promoter & Promoter Group     | 21                   | 21085215                                | 0  | 0  | 21085215                                     | 55.9770  | 21085215   | 0              | 21085215        | 55.9770   | 0   | 0.0000                     | 0                               | 0.0000   | 0                               | 21085207  |
| (B)      | Public                        | 48120                | 16582413                                | 0  | 0  | 16582413                                     | 44.0230  | 16582413   | 0              | 16582413        | 44.0230   | 0   | 0.0000                     | 0                               | 0.0000   | NA                              | 14354941  |
| (C)      | Non Promoter - Non Public     |                      | 0                                       | 0  | 0  | 0  | 0.0000   | 0  | 0              | 0               | 0.0000  | 0   | 0.0000                     | 0                               | 0.0000   | NA                              | 0   |
| (C1)     | Shares Underlying DRs         | 0                    | 0                                       | 0  | 0  | 0  | 0.0000   | 0  | 0              | 0               | 0.0000  | 0   | 0.0000                     | 0                               | 0.0000   | NA                              | 0   |
| (C2)     | Shares Held By Employee Trust | 0                    | 0                                       | 0  | 0  | 0  | 0.0000   | 0  | 0              | 0               | 0.0000  | 0   | 0.0000                     | 0                               | 0.0000   | NA                              | 0   |
|          | <b>Total</b>                  | <b>48141</b>         | <b>37667628</b>                         | <b>0</b>                                 | <b>0</b>                                     | <b>37667628</b>                              | <b>100.0000</b>  | <b>37667628</b>  | <b>0</b>       | <b>37667628</b> | <b>100.0000</b>   | <b>0</b>  | <b>0.0000</b>              | <b>0</b>                        | <b>0.0000</b>                                    | <b>0</b>                        | <b>35440148</b>                                     |



**BF Utilities Limited**

**Table II - Statement showing shareholding pattern of the Promoter and Promoter Group**

| Category & Name of the shareholders                 | PAN | (i) | (ii) | (iii) | (iv)     | (v) | No. of shares held | Partly paid-up equity shares held | No. of shares held | No. of shares underlying Depository Receipts | (VI) = (IV)+(V)+ (VI) | (VII) As a % of (A+B+C2) | Number of Voting Rights held in each class of securities       |                     |                     | Total (A+B+C) | (X) | Shareholding % as a % assuming full conversion of convertible securities (as a percentage of diluted share capital) | Number of Locked in shares |                     | Number of Shares pledged or otherwise encumbered |                     | Number of equity shares held in dematerialised form |                                 |          |
|---|-----|-----|------|-------|----------|-----|--------------------|-----------------------------------|--------------------|--|-----------------------|--------------------------|--|---------------------|---------------------|---------------|-----|---|----------------------------|---------------------|--|---------------------|---|---------------------------------|----------|
|   |     |     |      |       |          |     |                    |                                   |                    |  |                       |                          | Shareholding % calculated as per SCRR, 1957 As a % of (A+B+C2) | No of Voting Rights | Class eg: X, egr: y |               |     |   | Total                      | No. Shares held (a) | As a % of total Shares held (b)                  | No. Shares held (a) |   | As a % of total Shares held (b) |          |
|   |     |     |      |       |          |     |                    |                                   |                    |  |                       |                          |  |                     |                     |               |     |   |                            |                     |  |                     |   |                                 | (IX)     |
| <b>1 Indian</b>                                     |     |     |      |       |          |     |                    |                                   |                    |  |                       |                          |  |                     |                     |               |     |   |                            |                     |  |                     |   |                                 |          |
| <b>(a) Individuals / Hindu Undivided Family</b>     |     |     |      |       |          |     |                    |                                   |                    |  |                       |                          |  |                     |                     |               |     |   |                            |                     |  |                     |   |                                 |          |
| Gaurishankar Neelkanth Kalyani                      |     |     |      | 7     | 78763    | 0   | 78763              | 0                                 | 78763              | 0  | 78763                 | 0.2091                   | 0  | 0.2091              | 0                   | 0.0000        | 0   | 0.0000  | 0                          | 0.0000              | 0  | 0.0000              | 0   | 0.0000                          | 78755    |
| Babasaheb Neelkanth Kalyani                         |     |     |      | 1     | 63779    | 0   | 63779              | 0                                 | 63779              | 0  | 63779                 | 0.1693                   | 0  | 0.1693              | 0                   | 0.0000        | 0   | 0.0000  | 0                          | 0.0000              | 0  | 0.0000              | 0   | 0.0000                          | 63779    |
| Sunita Babasaheb Kalyani                            |     |     |      | 1     | 4000     | 0   | 4000               | 0                                 | 4000               | 0  | 4000                  | 0.0106                   | 0  | 0.0106              | 0                   | 0.0000        | 0   | 0.0000  | 0                          | 0.0000              | 0  | 0.0000              | 0   | 0.0000                          | 4000     |
| Rohini Gaurishankar Kalyani                         |     |     |      | 1     | 2000     | 0   | 2000               | 0                                 | 2000               | 0  | 2000                  | 0.0053                   | 0  | 0.0053              | 0                   | 0.0000        | 0   | 0.0000  | 0                          | 0.0000              | 0  | 0.0000              | 0   | 0.0000                          | 2000     |
| Dr. Meera Kheny                                     |     |     |      | 1     | 700      | 0   | 700                | 0                                 | 700                | 0  | 700                   | 0.0019                   | 0  | 0.0019              | 0                   | 0.0000        | 0   | 0.0000  | 0                          | 0.0000              | 0  | 0.0000              | 0   | 0.0000                          | 700      |
| Ashok Kumar Kheny                                   |     |     |      | 1     | 672      | 0   | 672                | 0                                 | 672                | 0  | 672                   | 0.0018                   | 0  | 0.0018              | 0                   | 0.0000        | 0   | 0.0000  | 0                          | 0.0000              | 0  | 0.0000              | 0   | 0.0000                          | 672      |
| Sugandha Jai Hiremath                               |     |     |      | 1     | 400      | 0   | 400                | 0                                 | 400                | 0  | 400                   | 0.0011                   | 0  | 0.0011              | 0                   | 0.0000        | 0   | 0.0000  | 0                          | 0.0000              | 0  | 0.0000              | 0   | 0.0000                          | 400      |
| <b>(b) Central Government / State Government(s)</b> |     |     |      | 0     | 0        | 0   | 0                  | 0                                 | 0                  | 0  | 0                     | 0.0000                   | 0  | 0.0000              | 0                   | 0.0000        | 0   | 0.0000  | 0                          | 0.0000              | 0  | 0.0000              | 0   | 0.0000                          | 0        |
| <b>(c) Financial Institutions / Banks</b>           |     |     |      | 0     | 0        | 0   | 0                  | 0                                 | 0                  | 0  | 0                     | 0.0000                   | 0  | 0.0000              | 0                   | 0.0000        | 0   | 0.0000  | 0                          | 0.0000              | 0  | 0.0000              | 0   | 0.0000                          | 0        |
| <b>(d) Any Other (Specify)</b>                      |     |     |      | 14    | 21006452 | 0   | 21006452           | 0                                 | 21006452           | 0  | 21006452              | 55.7679                  | 0  | 55.7679             | 0                   | 0.0000        | 0   | 0.0000  | 0                          | 0.0000              | 0  | 0.0000              | 0   | 0.0000                          | 21006452 |
| <b>Bodies Corporate</b>                             |     |     |      | 14    | 21006452 | 0   | 21006452           | 0                                 | 21006452           | 0  | 21006452              | 55.7679                  | 0  | 55.7679             | 0                   | 0.0000        | 0   | 0.0000  | 0                          | 0.0000              | 0  | 0.0000              | 0   | 0.0000                          | 21006452 |
| Ajinkya Investment And Trading Company              |     |     |      | 1     | 6648886  | 0   | 6648886            | 0                                 | 6648886            | 0  | 6648886               | 17.6515                  | 0  | 17.6515             | 0                   | 0.0000        | 0   | 0.0000  | 0                          | 0.0000              | 0  | 0.0000              | 0   | 0.0000                          | 6648886  |
| Kalyani Investment Company Limited                  |     |     |      | 1     | 6195046  | 0   | 6195046            | 0                                 | 6195046            | 0  | 6195046               | 16.4466                  | 0  | 16.4466             | 0                   | 0.0000        | 0   | 0.0000  | 0                          | 0.0000              | 0  | 0.0000              | 0   | 0.0000                          | 6195046  |
| Ksl Holdings Private Limited                        |     |     |      | 1     | 4353472  | 0   | 4353472            | 0                                 | 4353472            | 0  | 4353472               | 11.5576                  | 0  | 11.5576             | 0                   | 0.0000        | 0   | 0.0000  | 0                          | 0.0000              | 0  | 0.0000              | 0   | 0.0000                          | 4353472  |
| Pih Finvest Company Limited                         |     |     |      | 1     | 1424885  | 0   | 1424885            | 0                                 | 1424885            | 0  | 1424885               | 3.7828                   | 0  | 3.7828              | 0                   | 0.0000        | 0   | 0.0000  | 0                          | 0.0000              | 0  | 0.0000              | 0   | 0.0000                          | 1424885  |
| Bf Investment Limited                               |     |     |      | 1     | 1187903  | 0   | 1187903            | 0                                 | 1187903            | 0  | 1187903               | 3.1536                   | 0  | 3.1536              | 0                   | 0.0000        | 0   | 0.0000  | 0                          | 0.0000              | 0  | 0.0000              | 0   | 0.0000                          | 1187903  |
| Jannhavi Investment Private Limited                 |     |     |      | 1     | 458514   | 0   | 458514             | 0                                 | 458514             | 0  | 458514                | 1.2173                   | 0  | 1.2173              | 0                   | 0.0000        | 0   | 0.0000  | 0                          | 0.0000              | 0  | 0.0000              | 0   | 0.0000                          | 458514   |
| Sundaram Trading And Investment Pvt Ltd             |     |     |      | 1     | 239373   | 0   | 239373             | 0                                 | 239373             | 0  | 239373                | 0.6355                   | 0  | 0.6355              | 0                   | 0.0000        | 0   | 0.0000  | 0                          | 0.0000              | 0  | 0.0000              | 0   | 0.0000                          | 239373   |
| Rajgad Trading Company Pvt.Ltd.                     |     |     |      | 1     | 151674   | 0   | 151674             | 0                                 | 151674             | 0  | 151674                | 0.4027                   | 0  | 0.4027              | 0                   | 0.0000        | 0   | 0.0000  | 0                          | 0.0000              | 0  | 0.0000              | 0   | 0.0000                          | 151674   |
| Kalyani Consultants Pvt.Ltd.                        |     |     |      | 1     | 149500   | 0   | 149500             | 0                                 | 149500             | 0  | 149500                | 0.3969                   | 0  | 0.3969              | 0                   | 0.0000        | 0   | 0.0000  | 0                          | 0.0000              | 0  | 0.0000              | 0   | 0.0000                          | 149500   |
| Dandakaranya Investment And Trading Pvt.Ltd.        |     |     |      | 1     | 93700    | 0   | 93700              | 0                                 | 93700              | 0  | 93700                 | 0.2488                   | 0  | 0.2488              | 0                   | 0.0000        | 0   | 0.0000  | 0                          | 0.0000              | 0  | 0.0000              | 0   | 0.0000                          | 93700    |
| Campanula Investment & Finance Pvt.Ltd              |     |     |      | 1     | 56189    | 0   | 56189              | 0                                 | 56189              | 0  | 56189                 | 0.1492                   | 0  | 0.1492              | 0                   | 0.0000        | 0   | 0.0000  | 0                          | 0.0000              | 0  | 0.0000              | 0   | 0.0000                          | 56189    |
| Cornflower Investment & Finance Pvt.Ltd             |     |     |      | 1     | 39600    | 0   | 39600              | 0                                 | 39600              | 0  | 39600                 | 0.1051                   | 0  | 0.1051              | 0                   | 0.0000        | 0   | 0.0000  | 0                          | 0.0000              | 0  | 0.0000              | 0   | 0.0000                          | 39600    |
| Hastinapur Investment & Trading Pvt.Ltd             |     |     |      | 1     | 4567     | 0   | 4567               | 0                                 | 4567               | 0  | 4567                  | 0.0121                   | 0  | 0.0121              | 0                   | 0.0000        | 0   | 0.0000  | 0                          | 0.0000              | 0  | 0.0000              | 0   | 0.0000                          | 4567     |
| Dronacharya Investment & Trading Pvt.Ltd            |     |     |      | 1     | 3143     | 0   | 3143               | 0                                 | 3143               | 0  | 3143                  | 0.0083                   | 0  | 0.0083              | 0                   | 0.0000        | 0   | 0.0000  | 0                          | 0.0000              | 0  | 0.0000              | 0   | 0.0000                          | 3143     |
| <b>Sub Total (A)(1)</b>                             |     |     |      | 21    | 21085215 | 0   | 21085215           | 0                                 | 21085215           | 0  | 21085215              | 55.9770                  | 0  | 55.9770             | 0                   | 0.0000        | 0   | 0.0000  | 0                          | 0.0000              | 0  | 0.0000              | 0   | 0.0000                          | 21085207 |



**BF Utilities Limited**

**Table II - Statement showing shareholding pattern of the Promoter and Promoter Group**


| Category & Name of the shareholders  | PAN | (i) | (ii) | (iii)     | (iv)            | (v)      | (vi)     | (vii) = (iv)+(v)+(vi) | (viii) As a % of (A+B+C2) | Number of Voting Rights held in each class of securities |             |                         | Total (ix)     | (x)      | Shareholdin B, as a % assuming full conversion of convertible securities (as a percentage of diluted share capital) (vii)+(x) As a % of (A+B+C2) | Number of Shares pledged or otherwise encumbered |                      |                                |                                |   |
|--|-----|-----|------|-----------|-----------------|----------|----------|-----------------------|---------------------------|--|-------------|-------------------------|----------------|----------|--|--|----------------------|--------------------------------|--------------------------------|---|
|  |     |     |      |           |                 |          |          |                       |                           | No. of Voting Rights                                     |             | Total as a % of (A+B+C) |                |          |  | No. of Shares Underlying of                      | No. Locked in shares | As a % of total Shares held(b) | As a % of total Shares held(b) | Number of equity shares held in dematerialised form |
|  |     |     |      |           |                 |          |          |                       |                           | Class eg: X  | Class eg: Y |                         |                |          |  |  |                      |                                |                                |   |
| <b>2 Foreign</b>   |     |     |      |           |                 |          |          |                       |                           |  |             |                         |                |          |  |  |                      |                                |                                |   |
| Individuals (Non-Resident Individuals / Foreign Individuals)                 |     |     |      |           |                 |          |          |                       |                           |  |             |                         |                |          |  |  |                      |                                |                                |   |
| (a) Government   |     |     |      |           |                 |          |          |                       |                           |  |             |                         |                |          |  |  |                      |                                |                                |   |
| (b) Institutions   |     |     |      |           |                 |          |          |                       |                           |  |             |                         |                |          |  |  |                      |                                |                                |   |
| (c) Foreign Portfolio Investor   |     |     |      |           |                 |          |          |                       |                           |  |             |                         |                |          |  |  |                      |                                |                                |   |
| (d) Any Other (Specify)  |     |     |      |           |                 |          |          |                       |                           |  |             |                         |                |          |  |  |                      |                                |                                |   |
| (e) Sub Total (A)(2)   |     |     |      |           |                 |          |          |                       |                           |  |             |                         |                |          |  |  |                      |                                |                                |   |
| <b>Total Shareholding Of Promoter And Promoter Group (A) = (A)(1)+(A)(2)</b> |     |     |      | <b>21</b> | <b>21085215</b> | <b>0</b> | <b>0</b> | <b>21085215</b>       | <b>55.9770</b>            | <b>21085215</b>  | <b>0</b>    | <b>21085215</b>         | <b>55.9770</b> | <b>0</b> | <b>55.9770</b>   | <b>0</b>   | <b>0.0000</b>        | <b>21085207</b>                |                                |   |

Details of Shares which remain unclaimed may be given hear along with details such as number of shareholders, outstanding shares held in demat/unclaimed suspense account, voting rights which are frozen etc.

**Note :**

(1) PAN would not be displayed on website of Stock Exchange(s)

(2) The term 'Encumbrance' has the same meaning as assigned under regulation 28(3) of SEBI (Substantial Acquisition of Shares and Takeovers) Regulations, 2011.



**BF Utilities Limited**

**Table III - Statement showing shareholding pattern of the Public shareholder**

| Category & Name of the shareholders   | PAN | (II) | (III)     | Nos. of shareholders | No. of fully paid up equity shares held | Partly paid-up equity shares held | No. of shares underlying Depository Receipts | (VII) = (IV)+(V)+(VI) | Shareholding % calculated as per SCRR, 1957 As a % of (A+B+C2) | Number of Voting Rights held in each class of securities |             |               | (IX)          | No. of Shares Underlying Outstanding convertible securities (including Warrants) | Shareholding as a % assuming full conversion of convertible securities (as a percentage of diluted share capital) | Number of Locked in shares |                                 | (XI) = (VII)+(X) As a % of (A+B+C2) | (XII)         | Number of Shares pledged or otherwise encumbered |                                 | (XIII)        | (XIV) |
|---|-----|------|-----------|----------------------|---|-----------------------------------|--|-----------------------|--|--|-------------|---------------|---------------|--|---|----------------------------|---------------------------------|-------------------------------------|---------------|--|---------------------------------|---------------|-------|
|   |     |      |           |                      |   |                                   |  |                       |  | Class eg: X  | Class eg: Y | Total         |               |  |   | No. (a)                    | As a % of total Shares held (b) |                                     |               | No. (a)  | As a % of total Shares held (b) |               |       |
|   |     |      |           |                      |   |                                   |  |                       |  |  |             |               |               |  |   |                            |                                 |                                     |               |  |                                 |               |       |
| <b>1 Institutions</b>   |     |      |           |                      |   |                                   |  |                       |  |  |             |               |               |  |   |                            |                                 |                                     |               |  |                                 |               |       |
| (a) Mutual Fund   |     |      | 6         | 1709                 | 0                                       | 0                                 | 0  | 1709                  | 0.0045   | 0  | 0           | 0             | 0.0045        | 0  | 0.0000  | 0                          | 0.0000                          | 0                                   | 0.0000        | NA   | NA                              | 1539          |       |
| (b) Venture Capital Funds   |     |      | 0         | 0                    | 0                                       | 0                                 | 0  | 0                     | 0.0000   | 0  | 0           | 0             | 0.0000        | 0  | 0.0000  | 0                          | 0.0000                          | 0                                   | 0.0000        | NA   | NA                              | 0             |       |
| (c) Alternate Investment Funds  |     |      | 0         | 0                    | 0                                       | 0                                 | 0  | 0                     | 0.0000   | 0  | 0           | 0             | 0.0000        | 0  | 0.0000  | 0                          | 0.0000                          | 0                                   | 0.0000        | NA   | NA                              | 0             |       |
| (d) Foreign Venture Capital Investors   |     |      | 0         | 0                    | 0                                       | 0                                 | 0  | 0                     | 0.0000   | 0  | 0           | 0             | 0.0000        | 0  | 0.0000  | 0                          | 0.0000                          | 0                                   | 0.0000        | NA   | NA                              | 0             |       |
| (e) Foreign Portfolio Investor  |     |      | 11        | 186869               | 0                                       | 0                                 | 0  | 186869                | 0.4961   | 186869   | 0           | 186869        | 0.4961        | 0  | 0.0000  | 0                          | 0.0000                          | 0                                   | 0.0000        | NA   | NA                              | 186869        |       |
| (f) Financial Institutions / Banks  |     |      | 12        | 215230               | 0                                       | 0                                 | 0  | 215230                | 0.5714   | 215230   | 0           | 215230        | 0.5714        | 0  | 0.0000  | 0                          | 0.0000                          | 0                                   | 0.0000        | NA   | NA                              | 215230        |       |
| (g) Insurance Companies   |     |      | 1         | 31549                | 0                                       | 0                                 | 0  | 31549                 | 0.0838   | 31549  | 0           | 31549         | 0.0838        | 0  | 0.0000  | 0                          | 0.0000                          | 0                                   | 0.0000        | NA   | NA                              | 31549         |       |
| (h) Provident Funds/ Pension Funds  |     |      | 0         | 0                    | 0                                       | 0                                 | 0  | 0                     | 0.0000   | 0  | 0           | 0             | 0.0000        | 0  | 0.0000  | 0                          | 0.0000                          | 0                                   | 0.0000        | NA   | NA                              | 0             |       |
| (i) Any Other (Specify)   |     |      | 2         | 98                   | 0                                       | 0                                 | 0  | 98                    | 0.0003   | 98   | 0           | 98            | 0.0003        | 0  | 0.0000  | 0                          | 0.0000                          | 0                                   | 0.0000        | NA   | NA                              | 98            |       |
| Foreign Bank  |     |      | 2         | 98                   | 0                                       | 0                                 | 0  | 98                    | 0.0003   | 98   | 0           | 98            | 0.0003        | 0  | 0.0000  | 0                          | 0.0000                          | 0                                   | 0.0000        | NA   | NA                              | 98            |       |
| <b>Sub Total (B)(2)</b>   |     |      | <b>32</b> | <b>435455</b>        | <b>0</b>                                | <b>0</b>                          | <b>0</b>                                     | <b>435455</b>         | <b>1.1560</b>  | <b>435455</b>  | <b>0</b>    | <b>435455</b> | <b>1.1560</b> | <b>0</b>   | <b>0.0000</b>   | <b>0</b>                   | <b>0.0000</b>                   | <b>0</b>                            | <b>0.0000</b> | <b>NA</b>  | <b>NA</b>                       | <b>433581</b> |       |
| <b>Central Government/ State Government(s)/ President of India</b>                  |     |      |           |                      |   |                                   |  |                       |  |  |             |               |               |  |   |                            |                                 |                                     |               |  |                                 |               |       |
| <b>Sub Total (B)(2)</b>   |     |      | <b>0</b>  | <b>0</b>             | <b>0</b>                                | <b>0</b>                          | <b>0</b>                                     | <b>0</b>              | <b>0.0000</b>  | <b>0</b>   | <b>0</b>    | <b>0</b>      | <b>0.0000</b> | <b>0</b>   | <b>0.0000</b>   | <b>0</b>                   | <b>0.0000</b>                   | <b>0</b>                            | <b>0.0000</b> | <b>NA</b>  | <b>NA</b>                       | <b>0</b>      |       |
| <b>3 Non-Institutions</b>   |     |      |           |                      |   |                                   |  |                       |  |  |             |               |               |  |   |                            |                                 |                                     |               |  |                                 |               |       |
| (a) Individuals   |     |      |           |                      |   |                                   |  |                       |  |  |             |               |               |  |   |                            |                                 |                                     |               |  |                                 |               |       |
| i. Individual shareholders holding nominal share capital up to Rs. 2 lakhs.         |     |      | 45328     | 9067280              | 0                                       | 0                                 | 0  | 9067280               | 24.0718  | 9067280  | 0           | 9067280       | 24.0718       | 0  | 0.0000  | 0                          | 0.0000                          | 0                                   | 0.0000        | NA   | NA                              | 8485221       |       |
| ii. Individual shareholders holding nominal share capital in excess of Rs. 2 lakhs. |     |      | 8         | 939359               | 0                                       | 0                                 | 0  | 939359                | 2.4938   | 939359   | 0           | 939359        | 2.4938        | 0  | 0.0000  | 0                          | 0.0000                          | 0                                   | 0.0000        | NA   | NA                              | 939359        |       |
| (b) NBFCs registered with RBI   |     |      | 12        | 23286                | 0                                       | 0                                 | 0  | 23286                 | 0.0618   | 23286  | 0           | 23286         | 0.0618        | 0  | 0.0000  | 0                          | 0.0000                          | 0                                   | 0.0000        | NA   | NA                              | 23286         |       |
| Trust Employee  |     |      | 0         | 0                    | 0                                       | 0                                 | 0  | 0                     | 0.0000   | 0  | 0           | 0             | 0.0000        | 0  | 0.0000  | 0                          | 0.0000                          | 0                                   | 0.0000        | NA   | NA                              | 0             |       |
| Overseas Depositories(holding DRs) (balancing figure)                               |     |      | 0         | 0                    | 0                                       | 0                                 | 0  | 0                     | 0.0000   | 0  | 0           | 0             | 0.0000        | 0  | 0.0000  | 0                          | 0.0000                          | 0                                   | 0.0000        | NA   | NA                              | 0             |       |



**BF Utilities Limited**

**Table III - Statement showing shareholding pattern of the Public shareholder**

| Category & Name of the shareholders                 | PAN | (I) | (II)       | (III) | Nos. of fully paid up equity shares held | (IV) | Partly paid-up equity shares held | No. of shares underlying Depository Receipts | (V)      | (VI) | (VII) = (IV)+(V)+(VI) | Shareholding % calculated as per SCRR, 1957 As a % of (A+B+C2) | Number of Voting Rights held in each class of securities |             |       | No. of Shares Underlying Outstanding convertible securities (including Warrants) | Shareholding % as a % assuming full conversion of convertible securities (as a percentage of diluted share capital) | Number of Locked in shares |                                | Number of Shares pledged or otherwise encumbered |                                | Number of equity shares held in dematerialised form |          |
|---|-----|-----|------------|-------|--|------|-----------------------------------|--|----------|------|-----------------------|--|--|-------------|-------|--|---|----------------------------|--------------------------------|--|--------------------------------|---|----------|
|   |     |     |            |       |  |      |                                   |  |          |      |                       |  | Class eg: X  | Class eg: Y | Total |  |   | No. (a)                    | As a % of total Shares held(b) | No. (a)  | As a % of total Shares held(b) |   |          |
|   |     |     |            |       |  |      |                                   |  |          |      |                       |  |  |             |       |  |   |                            |                                |  |                                |   | (IX)     |
| (e) Any Other (Specify)                             |     |     |            |       |  |      |                                   |  |          |      |                       |  |  |             |       |  |   |                            |                                |  |                                |   |          |
| Trusts  |     |     |            | 2740  | 6117033                                  | 0    | 0                                 | 0  | 6117033  | 0    | 6117033               | 16.2395  | 0  | 0.0000      | 0     | 0.0000   | 0   | 0.0000                     | 0                              | 0.0000   | 0                              | 0.0000  | 4473494  |
| Foreign Nationals                                   |     |     |            | 9     | 62124                                    | 0    | 0                                 | 0  | 62124    | 0    | 62124                 | 0.1649   | 0  | 0.0000      | 0     | 0.0000   | 0   | 0.0000                     | 0                              | 0.0000   | 0                              | 0.0000  | 2070     |
| Hindu Undivided Family                              |     |     |            | 1     | 165                                      | 0    | 0                                 | 0  | 165      | 0    | 165                   | 0.0004   | 0  | 0.0000      | 0     | 0.0000   | 0   | 0.0000                     | 0                              | 0.0000   | 0                              | 0.0000  | 165      |
| Non Resident Indians (Non Repat)                    |     |     |            | 1560  | 895510                                   | 0    | 0                                 | 0  | 895510   | 0    | 895510                | 2.3774   | 0  | 0.0000      | 0     | 0.0000   | 0   | 0.0000                     | 0                              | 0.0000   | 0                              | 0.0000  | 895510   |
| Non Resident Indians (Repat)                        |     |     |            | 182   | 68213                                    | 0    | 0                                 | 0  | 68213    | 0    | 68213                 | 0.1811   | 0  | 0.0000      | 0     | 0.0000   | 0   | 0.0000                     | 0                              | 0.0000   | 0                              | 0.0000  | 65059    |
| Overseas Bodies Corporates                          |     |     |            | 261   | 135832                                   | 0    | 0                                 | 0  | 135832   | 0    | 135832                | 0.3606   | 0  | 0.0000      | 0     | 0.0000   | 0   | 0.0000                     | 0                              | 0.0000   | 0                              | 0.0000  | 133991   |
| Clearing Member                                     |     |     |            | 1     | 350                                      | 0    | 0                                 | 0  | 350      | 0    | 350                   | 0.0009   | 0  | 0.0000      | 0     | 0.0000   | 0   | 0.0000                     | 0                              | 0.0000   | 0                              | 0.0000  | 350      |
| Bodies Corporate                                    |     |     |            | 185   | 397175                                   | 0    | 0                                 | 0  | 397175   | 0    | 397175                | 1.0544   | 0  | 0.0000      | 0     | 0.0000   | 0   | 0.0000                     | 0                              | 0.0000   | 0                              | 0.0000  | 397175   |
| Krutadnya Management And Trading Services           |     |     |            | 541   | 4557664                                  | 0    | 0                                 | 0  | 4557664  | 0    | 4557664               | 12.0997  | 0  | 0.0000      | 0     | 0.0000   | 0   | 0.0000                     | 0                              | 0.0000   | 0                              | 0.0000  | 2979174  |
| Lip   |     |     | AANFK3728N | 1     | 1568600                                  | 0    | 0                                 | 0  | 1568600  | 0    | 1568600               | 4.1643   | 0  | 0.0000      | 0     | 0.0000   | 0   | 0.0000                     | 0                              | 0.0000   | 0                              | 0.0000  | 0        |
| Sub Total (B)(3)                                    |     |     |            | 48088 | 16146958                                 | 0    | 0                                 | 0  | 16146958 | 0    | 16146958              | 42.8669  | 0  | 0.0000      | 0     | 0.0000   | 0   | 0.0000                     | 0                              | 0.0000   | 0                              | 0.0000  | 13921360 |
| Total Public Shareholding (B)= (B)(1)+(B)(2)+(B)(3) |     |     |            | 48120 | 16582413                                 | 0    | 0                                 | 0  | 16582413 | 0    | 16582413              | 44.0230  | 0  | 0.0000      | 0     | 0.0000   | 0   | 0.0000                     | 0                              | 0.0000   | 0                              | 0.0000  | 14354941 |

Details of the shareholders acting as persons in Concert including their Shareholding (No. and %):

| No. of shareholders | No. of Shares |
|---------------------|---------------|
|---------------------|---------------|

Details of Shares which remain unclaimed may be given hear along with details such as number of shareholders, outstanding shares held in demat/unclaimed suspense account, voting rights which are frozen etc.

Note :

(1) PAN would not be displayed on website of Stock Exchange(s).

(2) The above format needs to disclose name of all holders holding more than 1% of total number of shares

(3) W.r.t. the information pertaining to Depository Receipts, the same may be disclosed in the respective columns to the extent information available and the balance to be disclosed as held by custodian.



**BF Utilities Limited**

**Table IV - Statement showing shareholding pattern of the Non Promoter- Non Public shareholder**

| Category & Name of the shareholders   | PAN  | Nos. of shareholders | No. of fully paid up equity shares held | Partly paid-up equity shares held | No. of underlying Depository Receipts | Shareholding % calculated as per SCRR, 1957 As a % of (A+B+C2) | Number of Voting Rights held in each class of securities |             |             | No. of Underlying Outstanding convertible securities (including Warrants) | Shareholding, as a % assuming full conversion of convertible securities ( as a percentage of diluted share capital) | Number of Locked in shares |         | Number of Shares pledged or otherwise encumbered |         | Number of equity shares held in dematerialised form |                                |
|---|------|----------------------|---|-----------------------------------|---------------------------------------|--|--|-------------|-------------|---|---|----------------------------|---------|--|---------|---|--------------------------------|
|   |      |                      |   |                                   |                                       |  | No of Voting Rights                                      | Class eg: X | Class eg: y |   |   | Total (A+B+C)              | No. (a) | As a % of total Shares held(b)                   | No. (a) |   | As a % of total Shares held(b) |
|   |      |                      |   |                                   |                                       |  |  |             |             |   |   |                            |         |  |         |   |                                |
| (I)   | (II) | (III)                | (IV)                                    | (V)                               | (VI)                                  | (VII) = (IV)+(V) + (VI)  | (VIII) As a % of (A+B+C2)                                | (IX)        | (X)         | (XI) = (VII)+(X) As a % of (A+B+C2)                                       | (XII)   | (XIII)                     | (XIV)   |  |         |   |                                |
| 1 Custodian/DR Holder<br>Employee Benefit Trust (under SEBI (Share based Employee Benefit) Regulations, 2014) |      | 0                    | 0                                       | 0                                 | 0                                     | 0  | 0.0000   | 0           | 0           | 0.0000  | 0   | 0.0000                     | NA      | NA   | 0       |   |                                |
| 2 Total Non-Promoter- Non Public Shareholding (C)= (C)(1)+(C)(2)  |      | 0                    | 0                                       | 0                                 | 0                                     | 0  | 0.0000   | 0           | 0           | 0.0000  | 0   | 0.0000                     | NA      | NA   | 0       |   |                                |

Note :

- (1) PAN would not be displayed on website of Stock Exchange(s).
- (2) The above format needs to disclose name of all holders holding more than 1% of total number of shares
- (3) W.r.t. the information pertaining to Depository Receipts, the same may be disclosed in the respective columns to the extent information available and the balance to be disclosed as held by

