

BF UTILITIES

BFUL/NSE/BSE/

January 11, 2017

The Secretary,
National Stock Exchange of India Ltd.
Exchange Plaza, Bandra-Kurla Complex
Bandra (E)
Mumbai 400 051
Symbol : BFUTILITIE

Dept. of Corporate Services
BSE Ltd.
Phiroze Jeejeebhoy Towers,
Dalal Street,
Mumbai 400 001.
Scrip Code - 532430

Dear Sir,

Re :- Regulation 31 of SEBI (Listing Obligations and Disclosure Requirements) Regulations, 2015 – Shareholding pattern as on 31st December, 2016

As required under Regulation 31 of SEBI (Listing Obligations and Disclosure Requirements) Regulations, 2015 we are sending herewith shareholding pattern of the company in the prescribed format for the quarter ended 31st December, 2016.

Thanking you,

Yours faithfully,
For BF Utilities Limited



B. S .Mitkari
Company Secretary

Encls :- As above.



CIN:L40108PN2000PLC015323

KALYANI
GROUP COMPANY

Correspondence Address:
Cyber City, Tower 15, Level 6, Office 602,
Magarpatta City, Hadapsar, Pune 411013.
Phone: +91-20-6629 2550/26

BF UTILITIES

Shareholding Pattern under Regulation 31 of SEBI (Listing Obligations and Disclosure Requirements) Regulations, 2015

1.	Name of Listed Entity: BF Utilities Limited
2.	Scrip Code/Name of Scrip/Class of Security: 532430
3.	Share Holding Pattern Filed under: Reg. 31(1)(a)/Reg. 31(1)(b)/Reg.31(1)(c)
a.	If under 31(1)(b) then indicate the report for Quarter ending : 31st December, 2016
b.	If under 31(1)(c) then indicate date of allotment/extinguishment
4.	Declaration: The Listed entity is required to submit the following declaration to the extent of submission of information:-

	Particulars	Yes*	No*
1	Whether the Listed Entity has issued any partly paid up shares?		No
2	Whether the Listed Entity has issued any Convertible Securities or Warrants?		No
3	Whether the Listed Entity has any shares against which depository receipts are issued?		No
4	Whether the Listed Entity has any shares in locked-in?		No
5	Whether any shares held by promoters are pledge or otherwise encumbered?		Yes

* If the Listed Entity selects the option 'No' for the questions above, the columns for the partly paid up shares, Outstanding Convertible Securities/Warrants, depository receipts, locked-in shares, No of shares pledged or otherwise encumbered by promoters, as applicable, shall not be displayed at the time of dissemination on the Stock Exchange website. Also wherever there is 'No' declared by Listed Entity in above table the values will be considered as 'Zero' by default on submission of the format of holding of specified securities.



BF UTILITIES



BF Utilities Limited

Table I - Summary Statement holding of specified securities

Category	(I)	(II)	Nos. of shares held	(III)	Nos. of fully paid up equity shares held	(IV)	No. of Partly paid-up equity shares held	(V)	No. of Depository Receipts held	(VI)	Total nos. shares held	(VII) =	Shareholding as a % of total no. of shares (calculated as per SCRR, 1957)	Number of Voting Rights held in each class of securities			Shareholding as a % assuming full conversion of convertible securities (as a percentage of diluted share capital)	Number of Locked in shares	Number of Shares pledged or otherwise encumbered	Number of equity shares held in dematerialised form
														X	Class eg: Y	Total				
(A)			23	21260683	0	0	0	0	0	0	21260683	56.4429	56.4429	0	0	0.0000	181818	0.48	21260675	
(B)			47667	16406945	0	0	0	0	0	0	16406945	43.5571	43.5571	0	0	0.0000	NA	NA	14091197	
(C)																				
(C1)			0	0	0	0	0	0	0	0	0	0.0000	0.0000	0	0	0.0000	NA	NA	0	
(C2)			0	0	0	0	0	0	0	0	0	0.0000	0.0000	0	0	0.0000	NA	NA	0	
Total			47690	37667628	0	0	0	0	0	0	37667628	100.0000	100.0000	0	0	100.0000	181818	0.48	35351872	

BF UTILITIES





Table II - Statement showing shareholding pattern of the Promoter and Promoter Group

Category & Name of the shareholders (f)	PAN	(i)	(ii)	(iii)	(iv)	(v)	(vi)	(vii) =	(viii) As	Number of Voting Rights held in each class of securities			(ix)	(x)	(xi) =	Number of Shares pledged or otherwise encumbered		(xiii)	(xiv)		
										No. of shares held	Class eg: X	Class eg: Y				Total	Shareholding, as a % assuming full conversion of convertible securities (as a percentage of diluted share capital)			No. Shares held (a)	As a % of total Shares held (b)
1																					
(a)																					
Individuals / Hindu Undivided Family		8	103033	0	103033	0	103033	0.2735	103033	0	103033	0.2735	0	0.0000	0	0.0000	0	0.0000	0	103025	0.0000
Gaurishankar Neelkanth Kalyani	ABAPK7885J	1	63779	0	63779	0	63779	0.1693	63779	0	63779	0.1693	0	0.0000	0	0.0000	0	0.0000	0	63779	0.0000
Amit Babasaheb Kalyani	ABAPK7869A	1	28270	0	28270	0	28270	0.0751	28270	0	28270	0.0751	0	0.0000	0	0.0000	0	0.0000	0	28270	0.0000
Babasaheb Neelkanth Kalyani	ABIPK5782A	1	7204	0	7204	0	7204	0.0191	7204	0	7204	0.0191	0	0.0000	0	0.0000	0	0.0000	0	7204	0.0000
Rohini Gaurishankar Kalyani	ABGPK1583K	1	2000	0	2000	0	2000	0.0053	2000	0	2000	0.0053	0	0.0000	0	0.0000	0	0.0000	0	2000	0.0000
Dr. Meera Kheny	AFJPK6538F	1	700	0	700	0	700	0.0019	700	0	700	0.0019	0	0.0000	0	0.0000	0	0.0000	0	700	0.0000
Ashok Kumar Kheny	AFUPK7508Q	1	672	0	672	0	672	0.0018	672	0	672	0.0018	0	0.0000	0	0.0000	0	0.0000	0	672	0.0000
Sugandha Jai Hiremath	AACP8169D	1	400	0	400	0	400	0.0011	400	0	400	0.0011	0	0.0000	0	0.0000	0	0.0000	0	400	0.0000
Sulochana Neelkanth Kalyani	ABAPK7872P	8	8	0	8	0	8	0.0000	8	0	8	0.0000	0	0.0000	0	0.0000	0	0.0000	0	8	0.0000
(b)																					
Central Government / State Government(s)		0	0	0	0	0	0	0.0000	0	0	0	0.0000	0	0.0000	0	0.0000	0	0.0000	0	0	0.0000
(c)																					
Financial Institutions / Banks		0	0	0	0	0	0	0.0000	0	0	0	0.0000	0	0.0000	0	0.0000	0	0.0000	0	0	0.0000
(d)																					
Any Other (Specify)		15	21157650	0	21157650	0	21157650	56.1693	21157650	0	21157650	56.1693	0	0.0000	0	0.0000	0	0.0000	0	181818	0.48
Bodies Corporate																					
Ajinkya Investment And Trading Company	AABCA5459K	2	6828354	0	6828354	0	6828354	18.1279	6828354	0	6828354	18.1279	0	0.0000	0	0.0000	0	0.0000	0	181818	0.48
Kalyani Investment Company Limited	AADCK8222C	1	6195046	0	6195046	0	6195046	16.4466	6195046	0	6195046	16.4466	0	0.0000	0	0.0000	0	0.0000	0	6828354	0.48
Ksl Holdings Private Limited	AABCK8510H	1	4353472	0	4353472	0	4353472	11.5576	4353472	0	4353472	11.5576	0	0.0000	0	0.0000	0	0.0000	0	6195046	0.48
Pih Finvest Company Limited	AAACP6085F	1	1424885	0	1424885	0	1424885	3.7828	1424885	0	1424885	3.7828	0	0.0000	0	0.0000	0	0.0000	0	4353472	0.48
Bf Investment Limited	AADC87682H	1	1187903	0	1187903	0	1187903	3.1536	1187903	0	1187903	3.1536	0	0.0000	0	0.0000	0	0.0000	0	1424885	0.48
Jannhavi Investment Private Limited	AAAC14428N	1	458514	0	458514	0	458514	1.2173	458514	0	458514	1.2173	0	0.0000	0	0.0000	0	0.0000	0	1187903	0.48
Sundaram Trading And Investment Pvt. Ltd	AACCS6027N	1	211103	0	211103	0	211103	0.5604	211103	0	211103	0.5604	0	0.0000	0	0.0000	0	0.0000	0	458514	0.48
Rajgad Trading Company Pvt. Ltd.	AAACR8546F	1	151674	0	151674	0	151674	0.4027	151674	0	151674	0.4027	0	0.0000	0	0.0000	0	0.0000	0	211103	0.48

BF UTILITIES

BF Utilities Limited
Table II - Statement showing shareholding pattern of the Promoter and Promoter Group

Category & Name of the shareholders	PAN	(i)	(ii)	(iii)	Nos. of share holders	No. of fully paid up equity shares held	(iv)	(v)	(vi)	(vii) =	(viii) As a % of (A+B+C2)	Number of Voting Rights held in each class of securities			(ix)	(x)	Shareholding, as a % assuming full conversion of convertible securities (as a percentage of diluted share capital)	Number of Locked in shares		As a % of total Shares held (b) (a)	Number of Shares pledged or otherwise encumbered	(xiii)	(xiv)								
												Partly paid-up equity shares held	No. of shares underlying Depository Receipts	Total nos. shares held				Class eg: X	Class eg: Y					Total	Total as a % of (A+B+C)	No. of Shares Underlying Outstanding convertible securities (including Warrants)	(xi) =	(a)	(b)	(a)	(b)
Kalyani Consultants Pvt.Ltd.			AAACK7314C	1	149500	149500	0	0	0	149500	0.3969	0.3969	0	0	0	0.3969	0	0.0000	0	0.0000	0	0.0000	149500								
Dandakaranya Investment And Trading Pvt.Ltd.			AAACD7367E	1	93700	93700	0	0	0	93700	0.2488	0.2488	0	0	0	0.2488	0	0.0000	0	0.0000	0	0.0000	93700								
Campanula Investment & Finance Pvt.Ltd			AAACC7261L	1	56189	56189	0	0	0	56189	0.1492	0.1492	0	0	0	0.1492	0	0.0000	0	0.0000	0	0.0000	56189								
Cornflower Investment & Finance Pvt.Ltd			AAACC7259A	1	39600	39600	0	0	0	39600	0.1051	0.1051	0	0	0	0.1051	0	0.0000	0	0.0000	0	0.0000	39600								
Hastinapur Investment & Trading Pvt.Ltd			AAACH5159G	1	4567	4567	0	0	0	4567	0.0121	0.0121	0	0	0	0.0121	0	0.0000	0	0.0000	0	0.0000	4567								
Dronacharya Investment & Trading Pvt.Ltd			AAACD7369L	1	3143	3143	0	0	0	3143	0.0083	0.0083	0	0	0	0.0083	0	0.0000	0	0.0000	0	0.0000	3143								
Sub Total (A)(1)				23	21260683	21260683	0	0	0	21260683	56.4429	56.4429	0	0	0	56.4429	0	0.0000	0	0.0000	0	0.48	21260675								
Foreign Individuals (Non-Resident Individuals / Foreign Individuals)				0	0	0	0	0	0	0	0.0000	0.0000	0	0	0	0.0000	0	0.0000	0	0.0000	0	0.0000	0								
Government				0	0	0	0	0	0	0	0.0000	0.0000	0	0	0	0.0000	0	0.0000	0	0.0000	0	0.0000	0								
Institutions				0	0	0	0	0	0	0	0.0000	0.0000	0	0	0	0.0000	0	0.0000	0	0.0000	0	0.0000	0								
Foreign Portfolio Investor				0	0	0	0	0	0	0	0.0000	0.0000	0	0	0	0.0000	0	0.0000	0	0.0000	0	0.0000	0								
Any Other (Specify)				0	0	0	0	0	0	0	0.0000	0.0000	0	0	0	0.0000	0	0.0000	0	0.0000	0	0.0000	0								
Sub Total (A)(2)				0	0	0	0	0	0	0	0.0000	0.0000	0	0	0	0.0000	0	0.0000	0	0.0000	0	0.0000	0								
Total Shareholding Of Promoter And Promoter Group (A) = (A)(1)+(A)(2)				23	21260683	21260683	0	0	0	21260683	56.4429	56.4429	0	0	0	56.4429	0	0.0000	0	0.0000	0	0.48	21260675								



Details of Shares which remain unclaimed may be given hear along with details such as number of shareholders, outstanding shares held in demat/unclaimed suspense account, voting rights which are frozen etc.

Not

(1) PAN would not be displayed on website of Stock Exchange(s)

(2) The term 'Encumbrance' has the same meaning as assigned under regulation 28(3) of SEBI (Substantial Acquisition of Shares and Takeovers) Regulations, 2011.

BF UTILITIES

BF Utilities Limited

Table III - Statement showing shareholding pattern of the Public shareholder

Category & Name of the shareholders (i)	PAN	Nos. of share holders (iii)	No. of fully paid up equity shares held (iv)	Partly paid-up equity shares held (v)	No. of shares underlying Depository Receipts (vi)	Total nos. shares held (vii) = (iv) + (v) + (vi)	Shareholding % calculated as per SCRR, 1957 As a % of (A+B+C2) X (viii) As	Number of Voting Rights held in each class of securities			No. of Shares Underlying Outstanding convertible securities (including Warrants) (x)	Shareholding, as a % assuming full conversion of convertible securities as a percentage of diluted share capital (xi) =	Number of Locked in shares		Number of Shares pledged or otherwise		
								Class eg: Y	Class eg: Z	Total (ix)			No. (a)	As a % of total Shares held (b) (a)	No. (a)	As a % of total Shares held (b) (a)	
																	(x)
1																	
(a) Institutional																	
(b) Mutual Fund																	
(c) Venture Capital Funds																	
(d) Alternate Investment Funds																	
(e) Foreign Venture Capital Investors																	
(f) Foreign Portfolio Investor																	
(g) Financial Institutions / Banks																	
(h) Ifci, Mumbai																	
(i) State Bank Of India																	
(j) Axis Bank Limited																	
(k) Insurance Companies																	
(l) Provident Funds/ Pension Funds																	
(m) Any Other (Specify)																	
(n) Sub Total (B)(1)																	
(o) Central Government/ State Government(s)/ President of India																	
(p) Sub Total (B)(2)																	
3																	
(a) Non-Institutions																	
(b) Individuals																	
(c) i. Individual shareholders holding nominal share capital up to Rs. 2 lakhs.																	
(d) ii. Individual shareholders holding nominal share capital in excess of Rs. 2 lakhs.																	
(e) NBFCs registered with RBI																	
(f) Employee Trusts																	
(g) Overseas Depositories (holding DRs)																	
(h) (balancing figure)																	



BF UTILITIES

BF Utilities Limited

Table III - Statement showing shareholding pattern of the Public shareholder

Category & Name of the shareholders (I)	PAN	(II)	(III)	Nos. of share holders	No. of fully paid up equity shares held	(IV)	Partly paid-up equity shares held	(V)	No. of shares underlying Depository Receipts	(VI)	Total nos. shares held	(VII) =	Number of Voting Rights held in each class of securities		(IX)	No. of Shares Underlying Outstanding convertible securities (including Warrants)	(X)	Shareholding, as a % assuming full conversion of convertible securities as a percentage of diluted share capital	Number of Locked in shares		Number of Shares pledged or otherwise		
													Class eg: X	Class eg: Y					Total	As a % of (A+B+C)	No. (a)	As a % of total Shares held (b)	No. (a)
(e) Any Other (Specify)			3062	5349069	0	5349069	0	5349069	0	5349069	14.2007	0	0.0000	0	0.0000	0	0.0000	0	0.0000	0	0.0000	0	0.0000
Trusts			9	4570	0	4570	0	4570	0	4570	0.0121	0	0.0000	0	0.0000	0	0.0000	0	0.0121	0	0.0000	0	0.0000
Foreign Nationals			2	190	0	190	0	190	0	190	0.0005	0	0.0000	0	0.0000	0	0.0000	0	0.0005	0	0.0000	0	0.0000
Hindu Undivided Family			1319	524442	0	524442	0	524442	0	524442	1.3923	0	1.3923	0	1.3923	0	0.0000	0	1.3923	0	0.0000	0	0.0000
Non Resident Indians (Non Repat)			144	44466	0	44466	0	44466	0	44466	0.1180	0	0.1180	0	0.1180	0	0.0000	0	0.1180	0	0.0000	0	0.0000
Non Resident Indians (Repatriated)			272	100664	0	100664	0	100664	0	100664	0.2672	0	0.2672	0	0.2672	0	0.0000	0	0.2672	0	0.0000	0	0.0000
Overseas Bodies Corporates			1	350	0	350	0	350	0	350	0.0009	0	0.0009	0	0.0009	0	0.0000	0	0.0009	0	0.0000	0	0.0000
Clearing Member			515	493432	0	493432	0	493432	0	493432	1.3100	0	1.3100	0	1.3100	0	0.0000	0	1.3100	0	0.0000	0	0.0000
Bodies Corporate			800	4180955	0	4180955	0	4180955	0	4180955	11.0996	0	11.0996	0	11.0996	0	0.0000	0	11.0996	0	0.0000	0	0.0000
Krutadhy Management And Trading Services Up		AANFK3728N		1568600	0	1568600	0	1568600	0	1568600	4.1643	0	4.1643	0	4.1643	0	0.0000	0	4.1643	0	0.0000	0	0.0000
Sub Total (B)(3)			47624	13164147	0	13164147	0	13164147	0	13164147	34.9482	0	34.9482	0	34.9482	0	0.0000	0	34.9482	0	0.0000	0	0.0000
Total Public Shareholding (B)= (B)(1)+(B)(2)+(B)(3)			47667	16406945	0	16406945	0	16406945	0	16406945	43.5571	0	43.5571	0	43.5571	0	0.0000	0	43.5571	0	0.0000	0	0.0000


Details of the shareholders acting as persons in Concert including their Shareholding (No. and %):

No. of shareholders	No. of Shares

Details of Shares which remain unclaimed may be given hear along with details such as number of shareholders, outstanding shares held in demat/unclaimed suspense account, voting rights which are frozen etc.

Note :

- (1) PAN would not be displayed on website of Stock Exchange(s).
- (2) The above format needs to disclose name of all holders holding more than 1% of total number of shares
- (3) W.r.t. the information pertaining to Depository Receipts, the same may be disclosed in the respective columns to the extent information available and the balance to be disclosed as held by custodian.



BF UTILITIES

BF Utilities Limited

Table IV - Statement showing shareholding pattern of the Non Promoter- Non Public shareholder

Category & Name of the shareholders	PAN	Nos. of share holders	No. of fully paid up equity shares held	Partly paid-up equity shares held	No. of shares underlying Depository Receipts	Shareholding % calculated as per SCRR, 1957 As a % of (A+B+C2)	Number of Voting Rights held in each class of securities		Shareholding % assuming full conversion of convertible securities (as a percentage of diluted share capital)	Number of Locked in shares		Number of Shares pledged or otherwise encumbered		Number of equity shares held in demat or in physical form			
							No of Voting Rights	Class eg: X		Class eg: Y	Total (A+B+C)	No. of Shares Underlying Outstanding convertible securities (including Warrants)	No. (a)		As a % of total Shares held(b)	No. (a)	As a % of total Shares held(b)
1 Custodian/DR Holder	(I)	0	(IV) 0	(V) 0	(VI) 0	(VII) = (IV)+(V)+(VI) 0	0	0	(XI) = (VII)+(X) As a % of (A+B+C2) 0.0000	0	0.0000	NA	NA	0			
Employee Benefit Trust (under SEBI (Share based Employee Benefit) Regulations, 2014)		0	0	0	0	0.0000	0	0	0.0000	0	0.0000	NA	NA	0			
Total Non-Promoter- Non Public Shareholding (C)= (C)(1)+(C)(2)		0	0	0	0	0.0000	0	0	0.0000	0	0.0000	NA	NA	0			

Note :

(1) PAN would not be displayed on website of Stock Exchange(s).

(2) The above format needs to disclose name of all holders holding more than 1% of total number of shares

(3) W.r.t. the information pertaining to Depository Receipts, the same may be disclosed in the respective columns to the extent information available and the balance to be disclosed as held by custodian.

